

Scott Youngbauer was selected in the 10th Round of the 2000 First-Year Player Draft by the Philadelphia Phillies, the highest a Panther has ever been drafted.

Games Played

Season	Career
1. Paul Schlosser (2000).....59	1. Josh Vandiver (1999-02).....221
2. Mic Knox (2000).....58	2. Charlie Pelt (2004-07).....214
Josh Vandiver (2000).....58	3. Kyle Breitbart (2000-03).....207
Chase Childers (2007).....58	4. Michael Brand (1993-96).....205
Bradley Logan (2007).....58	5. Rusty Bennett (2002-05).....199
6. Jay Fields (2000).....57	6. Eric Suttle (2004-07).....193
Charlie Pelt (2005).....57	7. Chad Smith (1997-00).....187
Luke Gordon (2007).....57	8. Herb Brooks (1981-84).....186
9. 12 players tied.....56	Justin Newman (2003-06).....186
	10. Michael Nelson (1999-02).....178



Paul Schlosser



Charlie Pelt




Jason Glover



Scott Youngbauer



Mark Mortimer



Luke Warren

Doubles

Season	Career
1. Mark Mortimer (1997).....23	1. Mark Mortimer (1995-97).....57
2. Dustin Phillips (2003).....22	Charlie Pelt (2004-07).....57
3. Kelly Eslinger (1982).....21	3. Josh Vandiver (1999-02).....53
4. Nathan Knight (1997).....20	4. Jay Langston (1997-99).....45
Jay Langston (1998).....20	Justin Newman (2003-06).....45
Jay Langston (1999).....20	6. Rusty Bennett (2002-05).....44
7. Mark Mortimer (1996).....19	7. Bobby Kidd (1997-99).....42
Tim Burgess (2004).....19	Kelly Eslinger (1979-82).....42
9. Mic Knox (2001).....18	9. Kyle Breitbart (2000-03).....41
Justin Newman (2005).....18	10. Ryan Sterling (2003-06).....37

Triples

Season	Career
1. Baine Brooks (1984).....9	1. Justin Newman (2003-06).....13
Justin Newman (2006).....9	2. Scott Youngbauer (1998-00).....11
3. Steve Sparks (1983).....6	3. J.M. Rochon-Salvas (2005-).....10
Herb Brooks (1984).....6	4. Baine Brooks (1984).....9
Scott Youngbauer (2000).....6	Brent McGuire (1980-83).....9
6. Greg Giles (1981).....5	6. Herb Brooks (1981-84).....8
Jay Fields (2001).....5	7. Rob Loeb (1993-95).....7
J.M. Rochon-Salvas (2007).....5	Henry Reese (1984-86).....7
9. Russell Eagle (1980).....4	Jay Fields (2000-01).....7
Jim Hutcheson (1981).....4	Ryan Sterling (2003-06).....7
Brent McGuire (1981).....4	Eric Suttle (2004-07).....7
Joe Carroll (1983).....4	
Henry Reese (1984).....4	
Jonathan Paden (1998).....4	
Scott Youngbauer (1998).....4	
Dustin Phillips (2002).....4	
Eric Suttle (2007).....4	

At Bats

Season	Career
1. Eric Suttle (2006).....235	1. Charlie Pelt (2004-07).....773
2. Luke Gordon (2007).....220	2. Josh Vandiver (1999-02).....757
J.M. Rochon-Salvas (2007).....220	3. Michael Brand (1993-96).....716
4. Eric Suttle (2005).....218	4. Eric Suttle (2004-07).....709
5. Jay Langston (1999).....216	5. Justin Newman (2003-06).....656
6. J.M. Rochon-Salvas (2006).....215	6. Kyle Breitbart (2000-03).....651
7. Ryan Sterling (2006).....214	7. Ryan Sterling (2003-06).....636
Justin Newman (2005).....214	8. Rusty Bennett (2002-05).....625
9. Scott Youngbauer (1999).....213	9. Jay Langston (1997-99).....604
10. Nathan Knight (1997).....212	10. Chad Smith (1997-00).....598

Batting Average

Season (80% of games; min. 3 ab/g)	Career (min. 300 at bats)
1. Tim Burgess (2004).....413	1. Mark Mortimer (1995-97).....359
2. Mark Mortimer (1996).....403	2. Tim Burgess (2003-04).....353
3. Luke Warren (1984).....402	3. Dustin Phillips (2002-03).....349
4. Russell Eagle (1980).....401	4. Scott Youngbauer (1998-00).....344
5. Bobby Kidd (1999).....398	Jay Langston (1997-99).....344
6. Scott Youngbauer (2000).....393	6. Tim Osborne (1983-84).....343
7. Jay Langston (1998).....383	7. Bobby Kidd (1997-99).....338
8. Ken Swygert (1984).....382	Ken Swygert (1984-85).....338
9. Frank McGarvey (1995).....374	9. J.M. Rochon-Salvas (2005-).....334
Steve Sparks (1983).....374	10. Nathan Knight (1996-97).....331

Home Runs

Season	Career
1. Chad Smith (2000).....21	1. Jason Glover (1993-96).....45
2. Jason Glover (1996).....20	2. Chad Smith (1997-00).....42
3. Luke Warren (1984).....16	3. Josh Vandiver (1999-02).....41
Jay Langston (1999).....16	4. Charlie Pelt (2004-07).....34
Scott Youngbauer (2000).....16	5. Rusty Bennett (2002-05).....32
6. Jason Glover (1993).....15	6. Willie Stroud (1992-95).....31
7. Paul Schlosser (2000).....14	6. Scott Youngbauer (1998-00).....26
8. Josh Vandiver (2002).....13	Jay Langston (1997-99).....26
9. Mark Mortimer (1995).....11	8. Justin Newman (2003-06).....25
Josh Vandiver (2000).....11	10. Mark Mortimer (1995-97).....23
Josh Vandiver (2001).....11	
Justin Newman (2005).....11	
Charlie Pelt (2006).....11	

Hits

Season	Career
1. Jay Langston (1998).....77	1. Charlie Pelt (2004-07).....243
Scott Youngbauer (2000).....77	2. Josh Vandiver (1999-02).....233
Luke Gordon (2007).....77	3. Eric Suttle (2004-07).....218
4. Dustin Phillips (2002).....76	4. Justin Newman (2003-06).....211
5. Eric Suttle (2006).....75	5. Jay Langston (1997-99).....208
J.M. Rochon-Salvas (2007).....75	6. Scott Youngbauer (1998-00).....200
7. Jay Langston (1999).....74	7. J.M. Rochon-Salvas (2005-).....198
8. Jay Fields (2001).....73	8. Mark Mortimer (1995-97).....195
Charlie Pelt (2007).....73	9. Ryan Sterling (2003-06).....182
10. Frank McGarvey (1995).....71	10. Michael Brand (1993-96).....179
Mark Mortimer (1996).....71	
Scott Youngbauer (1999).....71	
J.M. Rochon-Salvas (2006).....71	

Current players in bold.
Records date back to 1979.

Total Bases

Season	Career
1. Scott Youngbauer (2000).....151	1. Josh Vandiver (1999-02).....415
2. Chad Smith (2000).....143	2. Charlie Pelt (2004-07).....402
3. Jay Langston (1999).....142	3. Justin Newman (2003-06).....357
4. Jason Glover (1996).....140	4. Jason Glover (1993-96).....340
5. Josh Vandiver (2002).....130	5. Jay Langston (1997-99).....339
6. Luke Warren (1984).....127	6. Scott Youngbauer (1998-00).....336
7. Luke Gordon (2007).....125	7. Chad Smith (1997-00).....332
8. Justin Newman (2005).....124	8. Mark Mortimer (1995-97).....323
9. Paul Schlosser (2000).....116	9. Rusty Bennett (2002-05).....316
Charlie Pelt (2007).....116	10. Eric Suttle (2004-07).....307

Slugging Percentage

Season	Career
1. Luke Warren (1984).....825	1. Greg Giles (1981).....650
2. Scott Youngbauer (2000).....770	2. Luke Warren (1983-84).....632
3. Jason Glover (1996).....722	3. Jason Glover (1993-96).....604
4. Chad Smith (2000).....704	4. Mark Mortimer (1995-97).....595
5. Ken Swygert (1984).....678	5. Paul Schlosser (2000-01).....583
6. Tim Burgess(2004).....665	6. Russell Eagle (1980).....581
7. Steve Sparks (1983).....657	7. Scott Youngbauer (1998-00).....577
Jay Langston (1999).....657	8. Jay Langston (1997-99).....561
9. Bobby Kidd (1999).....654	9. Chad Smith (1997-00).....555
10. Greg Giles (1981).....650	10. Josh Vandiver (1999-02).....548

Runs Batted In

Season	Career
1. Jay Langston (1999).....70	1. Josh Vandiver (1999-02).....172
2. Chad Smith (2000).....69	2. Charlie Pelt (2004-07).....171
3. Jason Glover (1996).....62	3. Jay Langston (1997-99).....156
Rusty Bennett (2003).....62	4. Chad Smith (1997-00).....153
5. Josh Vandiver (2002).....59	5. Rusty Bennett (2002-05).....145
6. Scott Youngbauer (2000).....57	6. Mark Mortimer (1995-97).....133
7. Ken Swygert (1984).....55	Scott Youngbauer (1998-00).....133
8. Paul Schlosser (2000).....53	8. Jason Glover (1993-96).....130
Bobby Kidd (1998).....53	9. Bobby Kidd (1997-99).....119
Luke Gordon (2007).....53	10. Neil Merson (1982-86).....118

Runs Scored

Season	Career
1. Baine Brooks (1984).....65	1. Jay Langston (1997-99).....137
2. Mic Knox (2000).....58	Josh Vandiver (1999-02).....137
3. Jimmy Fowlkes (1980).....57	3. Charlie Pelt (2004-07).....132
4. Scott Youngbauer (2000).....53	4. Eric Suttle (2004-07).....130
5. Dustin Phillips (2002).....53	5. Jonathan Paden (1997-00).....128
6. Jonathan Paden (1999).....52	Chad Smith (1997-00).....128
Kevin Kawasaki (2003).....52	7. Herb Brooks (1981-84).....120
8. Herb Brooks (1984).....51	J.M. Rochon-Salvas (2005-).....120
9. Rich Wiley (1999).....50	9. Mark Mortimer (1995-97).....116
Jay Fields (2000).....50	Ryan Sterling (2003-06).....116

Bases On Balls

Season	Career
1. Baine Brooks (1984).....49	1. Rusty Bennett (2003-05).....98
2. Russell Eagle (1980).....42	2. Charlie Pelt (2004-07).....91
Jimmy Fowlkes (1980).....42	3. Jimmy Fowlkes (1979-81).....89
4. Rich Wiley (1999).....39	4. Rob Loeb (1993-95).....83
5. Charlie Pelt (2006).....38	5. Kelly Eslinger (1979-82).....80
6. Don Stanford (1980).....35	6. Ryan Sterling (2003-06).....79
7. Ryan Sterling (2006).....34	7. Chad Smith (1997-00).....76
Bobby Kidd (1999).....34	8. Mark Mortimer (1995-97).....73
Mark Mortimer (1996).....34	Herb Brooks (1981-84).....73
Jimmy Fowlkes (1981).....34	10. Jonathan Paden (1997-00).....69

Current players in **bold**.
Records date back to 1979.

Stolen Bases

Season	Career
1. Jimmy Fowlkes (1980).....34	1. Jimmy Fowlkes (1979-81).....61
2. Jimmy Fowlkes (1981).....25	2. Herb Brooks (1981-84).....42
3. Baine Brooks (1984).....24	3. Rob Loeb (1993-95).....41
4. Russell Eagle (1980).....22	4. Henry Reese (1984-86).....39
5. Dustin Phillips (2002).....22	5. Jonathan Paden (1997-00).....36
6. Rob Loeb (1995).....21	6. Dustin Phillips (2002-03).....35
7. Herb Brooks (1984).....20	7. Eric Suttle (2004-07).....34
Chris Dentler (2005).....20	8. Justin Newman (2003-06).....31
9. Nathan Knight (1997).....19	Nathan Knight (1996-97).....31
Jay Fields (2001).....19	10. J.M. Rochon-Salvas (2005-).....27

Sacrifice Hits


Season	Career
1. Ryan Sterling (2006).....14	1. Ryan Sterling (2003-05).....33
2. Michael Nelson (2001).....13	2. Michael Nelson (1999-02).....20
3. Don Stanford (1980).....11	3. Eric Suttle (2004-07).....19
4. Sean Fitzgerald (2003).....9	4. Sean Fitzgerald (2002-03).....17
Ryan Sterling (2004).....9	5. Mike Buchanan (2002-04).....16
Ryan Sterling (2005).....9	6. Michael Brand (1993-96).....13
7. Michael Brand (1994).....8	7. Jonathan Paden (1997-00).....12
Sean Fitzgerald (2002).....8	Nick McEntyre (2005-06).....12
Mike Buchanan (2004).....8	Chase Childers (2006-).....12
Eric Suttle (2005).....8	10. Don Stanford (1979-80).....11
	Clint Mize (1999-02).....11

Sacrifice Flies


Season	Career
1. Don Stanford (1980).....7	1. Mark Mortimer (1995-97).....12
2. Greg Giles (1981).....6	Jay Langston (1997-99).....12
3. Neil Merson (1985).....6	Josh Vandiver (1999-02).....12
Mark Mortimer (1997).....6	4. Justin Newman (2003-06).....11
Jay Langston (1998).....6	5. Dustin Phillips(2002-03).....9
Chad Smith (2000).....6	Rusty Bennett (2002-05).....9
Chris Dentler (2005).....6	7. Mic Knox (2000-01).....8
7. Carl Buchanan (1980).....5	8. Don Stanford (1979-80).....7
Frank McCarvey (1995).....5	Bobby Kidd (1997-99).....7
Mic Knox (2001).....5	Chad Smith (1997-00).....7
Josh Vandiver (2002).....5	Michael Nelson (1999-02).....7
Dustin Phillips (2003).....5	
Ryan Sterling (2004).....5	

Hit By Pitches


Season	Career
1. T.J. Brandenburg (2006).....16	1. Charlie Pelt (2004-07).....26
2. Luke Gordon (2007).....14	2. T.J. Brandenburg (2004-06).....24
3. Rich Wiley (1999).....12	3. Michael Brand (1993-96).....19
4. Chad Bailey (1997).....11	4. Paul Schlosser (2000-01).....19
Paul Schlosser (2001).....11	5. Chad Bailey (1996-97).....18
6. Garrett Greer (2002).....10	Rich Wiley (1998-99).....17
Bradley Logan (2007).....10	7. Jason Glover (1993-96).....15
8. Kevin Kawasaki (2003).....9	Josh Vandiver (1999-02).....15
Cole Reissig (2004).....9	J.M. Rochon-Salvas (2005-).....15
10. Jason Glover (1993).....8	10. Luke Gordon (2007).....14
Paul Schlosser (2000).....8	
Charlie Pelt (2006).....8	



Greg Giles




Josh Vandiver



Jimmy Fowlkes



Eric Suttle



Baine Brooks



Michael Nelson

Appearances

Season	Career
1. Bobby Bennett (2006)28	1. Brock Radaker (1992-95).....68
2. Pat Euart (1997).....27	2. Ryan Patrylo (1998-01)64
Kevin Hopper (2000).....27	Justin Singleton (1998-01)64
Kevin Dooley (2007).....27	4. Kevin Campbell (1992-95)....62
5. Robbie Waits (1996).....26	Bobby Bennett (2005-)62
Adam Bowling (2007).....26	



Rodney Dickinson

Wins

Season	Career
1. Paul Orr (1980).....9	1. Rodney Dickinson (1996-98)24
Rodney Dickinson (1998).....9	2. David Giancarlo (1995-97)....20
Ronnie Robinson (2002).....9	3. Ryan Patrylo (1998-01)19
3. Billy Boughey (2000).....8	4. Ronnie Robinson (2001-03)..... 16
Rodney Dickinson (1996).....8	5. John Hollins (1983-86).....15
David Giancarlo (1996).....8	
David Giancarlo (1995).....8	
David Hawkins (2002)8	
Ryan Patrylo (2000).....8	
Josh Perry (1999).....8	
Alan Traylor (1979).....8	



Ryan Patrylo

Games Started

Season	Career
1. Robert Harrell (1993).....17	1. Ryan Patrylo (1998-01)50
David Giancarlo (1995).....17	2. David Giancarlo (1995-97)....47
3. Steve Pfeffer (1981)16	3. John Hollins (1983-86).....43
Will Palmer (2007)16	4. Rodney Dickinson (1996-98)....41
4. Paul Orr (1980)15	5. Brock Radaker (1992-94).....36
Brock Radaker (1993)15	Pat Frawley (1994-97).....36
Rodney Dickinson (1996).....15	
David Giancarlo (1996).....15	
David Giancarlo (1997).....15	
Josh Perry (1999).....15	
Billy Boughey (2000).....15	




Ronnie Robinson

Winning Percentage

Season	Career
1. Alan Traylor (1979).....800	1. Alan Traylor (1979).....800
2. Adam Bowling (2007).....750	2. Adam Bowling (2005-07)....750
2. Rodney Dickinson (1998)....692	3. Mike Carroll (1979-80)692
3. Ryan Patrylo (2000).....667	4. Paul Orr (1980).....643
4. Paul Orr (1980).....643	5. Rodney Dickinson (1996-98) ...600

Complete Games

Season	Career
1. Rodney Dickinson (1996).....8	1. Rodney Dickinson (1996-98)....16
Paul Orr (1980).....8	2. David Giancarlo (1995-97)....15
3. David Giancarlo (1996).....7	John Hollins (1983-86).....15
David Giancarlo (1995).....7	4. Rick Lewis (1979-80).....11
John Hollins (1986)7	Glenn Melson (1981-83)11
Mike Carroll (1980).....7	



Robbie Waits

Saves

Season	Career
1. Kevin Hopper (2000).....10	1. Kevin Hopper (1999-00)10
2. Pat Euart (1997).....8	2. Pat Euart (1997).....8
3. Robbie Waits (1981).....6	Robbie Waits (1980-81).....8
Brett Strickland (2002).....6	4. Brett Strickland (2002-05).....7
4. Rex Stephens (1998).....4	5. Rex Stephens (1997-98).....4
Romas Hicks (2005).....4	Brock Radaker (1992-95).....4
Kevin Dooley (2007).....4	Romas Hicks (2003-05).....4
	Brent Everett (2004-05).....4
	Kevin Dooley (2007).....4

Innings Pitched

Season	Career
1. Billy Boughey (2000).....112.0	1. Ryan Patrylo (1998-01)308.1
2. David Giancarlo (1996)....109.0	2. David Giancarlo (1995-97) .301.0
3. David Giancarlo (1995)....104.1	3. John Hollins (1983-86).....300.2
4. Rodney Dickinson (1996) 101.1	4. Rodney Dickinson (1996-98) .266.0
5. Paul Orr (1980).....100.2	5. Romas Hicks (2003-06)....263.1
	Brock Radaker (1992-95) .263.1



Kevin Hopper

Strikeouts

Season	Career
1. David Giancarlo (1996).....115	1. Rodney Dickinson (1996-98) ...292
2. Rodney Dickinson (1996)....105	2. David Giancarlo (1995-97) .273
3. Rodney Dickinson (1997).....99	3. Romas Hicks (2003-05).....222
4. David Giancarlo (1995).....90	4. Ronnie Robinson (2001-03).....198
5. Rodney Dickinson (1998).....88	5. Ryan Patrylo (1998-01)197

ERA

Season	Career
1. Billy Boughey (2000).....2.73	1. Ronnie Robinson (2001-03) ...3.93
2. Adam Bowling (2007).....2.93	2. Adam Bowling (2005-07) .4.15
3. Ronnie Robinson (2003)....3.18	3. Billy Boughey (1999-00)....4.18
4. Ronnie Robinson (2002)....3.26	4. Alan Traylor (1979).....4.30
5. David Giancarlo (1996).....3.63	5. Rodney Dickinson (1996-98) .4.33



Billy Boughey

Current players in **bold**.
Records date back to 1979.

Batting

GAMES PLAYED

Season: 59, Paul Schlosser (2000)
Career: 221, Josh Vandiver (1999-02)

BATTING AVERAGE

Season: .413, Tim Burgess (2004)
Career: .359, Mark Mortimer (1995-97)

AT BATS

Game: 7, Three players, Most recently by:
Eric Suttle
vs. William & Mary (5/20/06)
Season: 235, Eric Suttle (2006)
Career: 757, Josh Vandiver (1999-02)

RUNS SCORED

Game: 5, Two players, Most recently by:
Scott Youngbauer
vs. Illinois-Chicago (2/19/00)
Season: 65, Baine Brooks (1984)
Career: 137, Jay Langston (1997-99)
Josh Vandiver (1999-02)

HITS

Game: 5, Four players, Most recently by:
Chad Smith
at Western Carolina (3/28/00)
Season: 77, Jay Langston (1998)
Scott Youngbauer (2000)
Luke Gordon (2007)
Career: 233, Josh Vandiver (1999-02)

HITTING STREAK

21 Games, Justin Newman (2004)
Tim Burgess (2004)

DOUBLES

Game: 3, Five Players, Most recently by:
Scott Youngbauer
at Western Carolina (3/28/00)
Season: 23, Mark Mortimer (1997)
Career: 57, Mark Mortimer (1995-97)

TRIPLES

Game: 2, Three players (five times),
Most recently by:
Justin Newman
vs. UNC Wilmington (4/21/2006)
Season: 9, Two Players, Most recently by:
Justin Newman (2006)
Career: 13, Justin Newman (2003-06)

HOME RUNS

Game: 3, Five players, Most recently by:
Chad Smith
at Western Carolina (3/28/00)
Season: 21, Chad Smith (2000)
Career: 45, Jason Glover, (1993-96)

TOTAL BASES

Game: 15, Chad Smith
at Western Carolina (3/28/00)
Season: 151, Scott Youngbauer (2000)
Career: 415, Josh Vandiver (1999-02)

RUNS BATTED IN

Game: 8, Three Players, Most recently by:
Scott Youngbauer
vs. Jacksonville State (4/30/00)
Season: 70, Jay Langston (1999)
Career: 172, Josh Vandiver (1999-02)

STOLEN BASES

Game: 5, Henry Reese
vs. Samford (3/8/85)
Season: 34, Jimmy Fowlkes (1980)
Career: 61, Jimmy Fowlkes (1979-81)

BASE ON BALLS

Game: 4, Five players, Most recently by:
Aeden McQueary-Ennis
vs. Tennessee Tech (4/11/06)
Season: 49, Baine Brooks (1984)
Career: 97, Rusty Bennett (2002-05)

Pitching

APPEARANCES

Season: 28, Bobby Bennett (2006)
Career: 68, Brock Radaker (1992-95)

GAMES STARTED

Season: 17, David Giancarlo (1995)
Career: 50, Ryan Patrylo (1998-01)

COMPLETE GAMES

Season: 8, Paul Orr (1980)
Rodney Dickinson (1996)
Career: 16, Rodney Dickinson (1996-98)

SHUTOUTS

Season: 2, Three players;
Most recently by Kevin Hopper (2000)
Career: 4, Rodney Dickinson, (1996-98)

INNINGS PITCHED

Game: 10.1, Jonathan Craig
vs. Jacksonville State (5/6/02)
Season: 112.0, Billy Boughey (2000)
Career: 308.1, Ryan Patrylo (1998-01)

WINS

Season: 9, Three players, Most recently by:
Ronnie Robinson (2002)
Career: 24, Rodney Dickinson (1996-98)

WINNING PERCENTAGE

Season: .800, Alan Traylor (1979)
Career: .800, Alan Traylor (1979)

SAVES

Season: 10, Kevin Hopper (2000)
Career: 10, Kevin Hopper (1999-00)

ERA

Season: 2.73, Billy Boughey (2000)
Career: 4.18, Billy Boughey (1999-00)

STRIKEOUTS

Game: 16, Rodney Dickinson
vs. Furman (2/18/97)
Season: 115, David Giancarlo (1996)
Career: 292, Rodney Dickinson (1996-98)

WINNING STREAK

6, Paul Orr (1980)

CONSECUTIVE SCORELESS INNINGS

15.2, David Hawkins (2002)

PICKOFFS

Season: 16, David Giancarlo (1995-97)

Fielding

PUTOUTS

Game: 17, Jason Eller
Season: 445, Josh Vandiver (2002)
Career: 1,919, Josh Vandiver (1999-02)

ASSISTS

Game: 9, Two players, Most recently by:
Herb Brooks
vs. Georgia Tech (5/1/82)
Season: 188, Ryan Sterling (2005)
Career: 524, Michael Brand (1993-96)

Batting

At Bats	1993..... 195	2004..... 100	1984..... 381	1999..... 44
1979..... 929	1994..... 255	2005..... 107	1985..... 188	2000..... 42
1980..... 1585	1995..... 291	2006..... 113	1986..... 263	2001..... 55
1981..... 1497	1996..... 278	2007..... 103	Program dormant	2002..... 53
1982..... 1381	1997..... 334		1992..... 101	2003..... 57
1983..... 1354	1998..... 347	Triples	1993..... 182	2004..... 34
1984..... 1678	1999..... 362	1979..... 5	1994..... 222	2005..... 67
1985..... 1294	2000..... 385	1980..... 18	1995..... 245	2006..... 42
1986..... 1518	2001..... 288	1981..... 21	1996..... 252	2007..... 54
Program dormant	2002..... 283	1982..... 11	1997..... 291	
1992..... 1015	2003..... 307	1983..... 20	1998..... 312	Hit By Pitches
1993..... 1507	2004..... 263	1984..... 32	1999..... 322	1979..... 9
1994..... 1699	2005..... 321	1985..... 7	2000..... 359	1980..... 19
1995..... 1648	2006..... 367	1986..... 15	2001..... 260	1981..... 10
1996..... 1699	2007..... 390	Program dormant	2002..... 254	1982..... 13
1997..... 1744		1992..... 3	2003..... 269	1983..... 9
1998..... 1734	Hits	1993..... 6	2004..... 245	1984..... 12
1999..... 1854	1979..... 260	1994..... 5	2005..... 294	1985..... 16
2000..... 1875	1980..... 454	1995..... 10	2006..... 324	1986..... 21
2001..... 1735	1981..... 439	1996..... 5	2007..... 343	Program dormant
2002..... 1809	1982..... 369	1997..... 7		1992..... 10
2003..... 1699	1983..... 385	1998..... 11	Slugging Percentage	1993..... 29
2004..... 1701	1984..... 565	1999..... 6	1979..... 393	1994..... 29
2005..... 1938	1985..... 365	2000..... 16	1980..... 376	1995..... 30
2006..... 1978	1986..... 444	2001..... 12	1981..... 393	1996..... 37
2007..... 2063	Program dormant	2002..... 18	1982..... 390	1997..... 47
	1992..... 209	2003..... 7	1983..... 437	1998..... 37
Batting Average	1993..... 360	2004..... 11	1984..... 507	1999..... 48
1979..... 280	1994..... 452	2005..... 9	1985..... 378	2000..... 31
1980..... 286	1995..... 445	2006..... 21	1986..... 416	2001..... 35
1981..... 293	1996..... 483	2007..... 17	Program dormant	2002..... 32
1982..... 267	1997..... 502		1992..... 299	2003..... 35
1983..... 284	1998..... 526	Home Runs	1993..... 372	2004..... 42
1984..... 337	1999..... 557	1979..... 14	1994..... 372	2005..... 44
1985..... 282	2000..... 550	1980..... 14	1995..... 400	2006..... 52
1986..... 293	2001..... 486	1981..... 28	1996..... 427	2007..... 60
Program dormant	2002..... 512	1982..... 23	1997..... 419	
1992..... 206	2003..... 487	1983..... 33	1998..... 436	Sacrifice Hits
1993..... 239	2004..... 476	1984..... 56	1999..... 462	1979..... n/a
1994..... 266	2005..... 540	1985..... 18	2000..... 488	1980..... 19
1995..... 270	2006..... 573	1986..... 23	2001..... 421	1981..... 17
1996..... 284	2007..... 620	Program dormant	2002..... 420	1982..... n/a
1997..... 288		1992..... 20	2003..... 403	1983..... 17
1998..... 303	Doubles	1993..... 42	2004..... 419	1984..... n/a
1999..... 300	1979..... 53	1994..... 33	2005..... 413	1985..... 16
2000..... 293	1980..... 64	1995..... 35	2006..... 429	1986..... n/a
2001..... 280	1981..... 61	1996..... 52	2007..... 437	Program dormant
2002..... 283	1982..... 68	1997..... 41		1992..... 3
2003..... 287	1983..... 67	1998..... 37	Stolen Bases	1993..... 5
2004..... 280	1984..... 86	1999..... 59	1979..... 27	1994..... 29
2005..... 279	1985..... 56	2000..... 77	1980..... 123	1995..... 22
2006..... 290	1986..... 87	2001..... 42	1981..... 62	1996..... 13
2007..... 301	Program dormant	2002..... 40	1982..... 47	1997..... 13
	1992..... 28	2003..... 29	1983..... 85	1998..... 21
Runs	1993..... 63	2004..... 38	1984..... 77	1999..... 23
1979..... 157	1994..... 71	2005..... 45	1985..... 62	2000..... 24
1980..... 338	1995..... 90	2006..... 40	1986..... 45	2001..... 43
1981..... 265	1996..... 77	2007..... 48	Program dormant	2002..... 21
1982..... 227	1997..... 91		1992..... 18	2003..... 33
1983..... 238	1998..... 97	RBI's	1993..... 37	2004..... 39
1984..... 446	1999..... 110	1979..... 138	1994..... 60	2005..... 37
1985..... 220	2000..... 104	1980..... 274	1995..... 68	2006..... 50
1986..... 287	2001..... 95	1981..... 215	1996..... 46	2007..... 38
Program dormant	2002..... 92	1982..... 178	1997..... 60	
1992..... 123	2003..... 97	1983..... 198	1998..... 60	

Pitching

<p>Innings Pitched</p> <p>1979..... 231.2</p> <p>1980..... 420.1</p> <p>1981..... 369.1</p> <p>1982..... 366.0</p> <p>1983..... 340.2</p> <p>1984..... 400.2</p> <p>1985..... 334.2</p> <p>1986..... 398.0</p> <p>Program dormant</p> <p>1992..... 267.0</p> <p>1993..... 355.0</p> <p>1994..... 419.0</p> <p>1995..... 413.1</p> <p>1996..... 419.2</p> <p>1997..... 426.2</p> <p>1998..... 427.1</p> <p>1999..... 456.2</p> <p>2000..... 469.0</p> <p>2001..... 446.0</p> <p>2002..... 453.0</p> <p>2003..... 427.1</p> <p>2004..... 434.1</p> <p>2005..... 497.0</p> <p>2006..... 495.2</p> <p>2007..... 510.0</p> <p>Wins</p> <p>1979..... 16</p> <p>1980..... 30</p> <p>1981..... 17</p> <p>1982..... 14</p> <p>1983..... 12</p> <p>1984..... 19</p> <p>1985..... 17</p> <p>1986..... 23</p> <p>Program dormant</p> <p>1992..... 2</p> <p>1993..... 12</p> <p>1994..... 12</p> <p>1995..... 20</p> <p>1996..... 21</p> <p>1997..... 23</p>	<p>1998..... 23</p> <p>1999..... 23</p> <p>2000..... 31</p> <p>2001..... 20</p> <p>2002..... 24</p> <p>2003..... 25</p> <p>2004..... 18</p> <p>2005..... 25</p> <p>2006..... 26</p> <p>2007..... 26</p> <p>Saves</p> <p>1979..... n/a</p> <p>1980..... 3</p> <p>1981..... 8</p> <p>1982..... 1</p> <p>1983..... 3</p> <p>1984..... 1</p> <p>1985..... 4</p> <p>1986..... 4</p> <p>Program dormant</p> <p>1992..... 0</p> <p>1993..... 2</p> <p>1994..... 4</p> <p>1995..... 5</p> <p>1996..... 2</p> <p>1997..... 10</p> <p>1998..... 6</p> <p>1999..... 4</p> <p>2000..... 10</p> <p>2001..... 4</p> <p>2002..... 10</p> <p>2003..... 9</p> <p>2004..... 3</p> <p>2005..... 12</p> <p>2006..... 5</p> <p>2007..... 6</p> <p>ERA</p> <p>1979..... 5.24</p> <p>1980..... 5.18</p> <p>1981..... 8.80</p> <p>1982..... 9.24</p>	<p>1983..... 8.74</p> <p>1984..... 8.27</p> <p>1985..... 7.64</p> <p>1986..... 5.25</p> <p>Program dormant</p> <p>1992..... 10.55</p> <p>1993..... 7.81</p> <p>1994..... 7.32</p> <p>1995..... 6.58</p> <p>1996..... 6.48</p> <p>1997..... 5.91</p> <p>1998..... 7.54</p> <p>1999..... 7.69</p> <p>2000..... 4.89</p> <p>2001..... 6.68</p> <p>2002..... 5.17</p> <p>2003..... 5.64</p> <p>2004..... 6.47</p> <p>2005..... 5.22</p> <p>2006..... 5.85</p> <p>2007..... 5.82</p> <p>Strikeouts</p> <p>1979..... 97</p> <p>1980..... 182</p> <p>1981..... 180</p> <p>1982..... 167</p> <p>1983..... 138</p> <p>1984..... 169</p> <p>1985..... 151</p> <p>1986..... 230</p> <p>Program dormant</p> <p>1992..... 106</p> <p>1993..... 193</p> <p>1994..... 215</p> <p>1995..... 278</p> <p>1996..... 360</p> <p>1997..... 351</p> <p>1998..... 354</p> <p>1999..... 345</p> <p>2000..... 368</p> <p>2001..... 292</p> <p>2002..... 277</p>	<p>2003..... 291</p> <p>2004..... 326</p> <p>2005..... 350</p> <p>2006..... 350</p> <p>2007..... 361</p> <p>Walks</p> <p>1979..... 136</p> <p>1980..... 254</p> <p>1981..... 308</p> <p>1982..... 303</p> <p>1983..... 283</p> <p>1984..... 300</p> <p>1985..... 226</p> <p>1986..... 201</p> <p>Program dormant</p> <p>1992..... 191</p> <p>1993..... 309</p> <p>1994..... 297</p> <p>1995..... 247</p> <p>1996..... 187</p> <p>1997..... 196</p> <p>1998..... 283</p> <p>1999..... 239</p> <p>2000..... 183</p> <p>2001..... 206</p> <p>2002..... 183</p> <p>2003..... 214</p> <p>2004..... 227</p> <p>2005..... 190</p> <p>2006..... 243</p> <p>2007..... 248</p> <p>Complete Games</p> <p>1979..... 17</p> <p>1980..... 29</p> <p>1981..... 15</p> <p>1982..... 16</p> <p>1983..... 12</p> <p>1984..... 12</p> <p>1985..... 11</p> <p>1986..... 33</p> <p>Program dormant</p>	<p>1992..... 2</p> <p>1993..... 2</p> <p>1994..... 15</p> <p>1995..... 12</p> <p>1996..... 15</p> <p>1997..... 4</p> <p>1998..... 8</p> <p>1999..... 4</p> <p>2000..... 13</p> <p>2001..... 11</p> <p>2002..... 11</p> <p>2003..... 5</p> <p>2004..... 6</p> <p>2005..... 5</p> <p>2006..... 11</p> <p>2007..... 2</p> <p>Shutouts</p> <p>1979..... 1</p> <p>1980..... 6</p> <p>1981..... 1</p> <p>1982..... 4</p> <p>1983..... 1</p> <p>1984..... 0</p> <p>1985..... 1</p> <p>1986..... 2</p> <p>Program dormant</p> <p>1992..... 0</p> <p>1993..... 0</p> <p>1994..... 1</p> <p>1995..... 1</p> <p>1996..... 2</p> <p>1997..... 2</p> <p>1998..... 3</p> <p>1999..... 0</p> <p>2000..... 2</p> <p>2001..... 3</p> <p>2002..... 2</p> <p>2003..... 2</p> <p>2004..... 0</p> <p>2005..... 1</p> <p>2006..... 1</p> <p>2007..... 0</p>
--	--	---	---	---

Fielding

<p>Putouts</p> <p>1979..... 695</p> <p>1980..... n/a</p> <p>1981..... 1108</p> <p>1982..... 1082</p> <p>1983..... 1025</p> <p>1984..... 1175</p> <p>1985..... 965</p> <p>1986..... 1194</p> <p>Program dormant</p> <p>1992..... 798</p> <p>1993..... 1134</p> <p>1994..... 1258</p> <p>1995..... 1240</p> <p>1996..... 1256</p> <p>1997..... 1280</p> <p>1998..... 1282</p> <p>1999..... 1370</p> <p>2000..... 1407</p> <p>2001..... 1338</p> <p>2002..... 1359</p> <p>2003..... 1282</p> <p>2004..... 1303</p>	<p>2005..... 1491</p> <p>2006..... 1487</p> <p>2007..... 1530</p> <p>Assists</p> <p>1979..... 328</p> <p>1980..... n/a</p> <p>1981..... 488</p> <p>1982..... 388</p> <p>1983..... 406</p> <p>1984..... 544</p> <p>1985..... 400</p> <p>1986..... 485</p> <p>Program dormant</p> <p>1992..... 278</p> <p>1993..... 395</p> <p>1994..... 537</p> <p>1995..... 557</p> <p>1996..... 513</p> <p>1997..... 521</p> <p>1998..... 501</p> <p>1999..... 583</p> <p>2000..... 594</p>	<p>2001..... 559</p> <p>2002..... 565</p> <p>2003..... 502</p> <p>2004..... 531</p> <p>2005..... 630</p> <p>2006..... 592</p> <p>2007..... 633</p> <p>Errors</p> <p>1979..... 73</p> <p>1980..... n/a</p> <p>1981..... 141</p> <p>1982..... 81</p> <p>1983..... 85</p> <p>1984..... 124</p> <p>1985..... 97</p> <p>1986..... 99</p> <p>Program dormant</p> <p>1992..... 70</p> <p>1993..... 96</p> <p>1994..... 107</p> <p>1995..... 112</p> <p>1996..... 119</p>	<p>1997..... 111</p> <p>1998..... 135</p> <p>1999..... 121</p> <p>2000..... 105</p> <p>2001..... 89</p> <p>2002..... 77</p> <p>2003..... 84</p> <p>2004..... 106</p> <p>2005..... 98</p> <p>2006..... 83</p> <p>2007..... 94</p> <p>Fielding Percentage</p> <p>1979..... 933</p> <p>1980..... n/a</p> <p>1981..... 919</p> <p>1982..... 948</p> <p>1983..... 944</p> <p>1984..... 933</p> <p>1985..... 934</p> <p>1986..... 944</p> <p>Program dormant</p> <p>1992..... 939</p>	<p>1993..... 941</p> <p>1994..... 944</p> <p>1995..... 941</p> <p>1996..... 937</p> <p>1997..... 942</p> <p>1998..... 930</p> <p>1999..... 942</p> <p>2000..... 950</p> <p>2001..... 955</p> <p>2002..... 962</p> <p>2003..... 955</p> <p>2004..... 945</p> <p>2005..... 956</p> <p>2006..... 962</p> <p>2007..... 958</p>
--	--	--	--	--

Records incomplete prior to 1979 season.

BATTING AVERAGE

Season: .337 (1984)

SLUGGING PERCENTAGE

Season: .539 (1984)

AT BATS

Game: 52 at Western Carolina
(3/28/00)

Season: 2,063 (2007)

RUNS SCORED

Game: 22 vs. Virginia Tech (5/6/80)

Season: 446 (1984)

HITS

Game: 26 at Western Carolina
(3/28/00)

Season: 620 (2007)

DOUBLES

Game: 8 vs. Tennessee Tech (4/21/98)

Season: 110 (1999)

TRIPLES

Game: 3, Five times,
Most recently vs. Savannah State
(3/10/00)

Season: 32 (1984)

HOME RUNS

Game: 9 at Western Carolina
(3/28/00)

Season: 77 (2000)

TOTAL BASES

Game: 59 at Western Carolina
(3/28/00)

Season: 915 (2000)

RUNS BATTED IN

Game: 21 vs. Georgia Southern
(4/24/84)

Season: 382 (1984)

STOLEN BASES

Game: 10, Two times,
Most recently vs. Samford (3/8/85)

Season: 123 (1980)

BASE ON BALLS

Game: 15, vs. Jacksonville State (4/23/80)

Season: 280 (1980)



1979



1992



1994



1997



2000



2007

WINS

Season: 31 (2000)

COMPLETE GAMES

Season: 33 (1986)

SAVES

Season: 12 (2005)

INNINGS PITCHED

Game: 13 vs. Western Carolina
(3/30/04)

Season: 510.0 (2007)

STRIKEOUTS

Game: 18 vs. Furman (4/23/96)

Season: 368 (2000)

ERA

Season: 4.89 (2000)

SHUTOUTS

Season: 6 (1980)

PUTOUTS

Game: 39 vs. Western Carolina
(3/30/04)

Season: 1,530 (2007)

ASSISTS

Game: 22 vs. Austin Peay (4/20/05)

Season: 633 (2007)

DOUBLE PLAYS

Season: 63 (2005)

CONSECUTIVE GAMES WON

Season: 8 (2000)

FIELDING PERCENTAGE

Season: .962 (2002)

GAMES PLAYED

Season: 59 (2000)

WINNING PERCENTAGE

Season: .545 (1980)

CONFERENCE WINS

Season: 16 (2003)

Academic All-District Honors

All-District III

1999	Bobby Kidd.....	C.....	2nd Team
2000	Chad Smith	OF.....	1st Team
2003	Kevin Kawasaki.....	OF.....	2nd Team
2006	Jean-Michel Rochon-Salvas....	INF.....	1st Team
2007	Jean-Michel Rochon-Salvas....	INF.....	1st Team

TAAC All-Academic

Greg Brown.....	1993
Kevin Campbell	1993
Jason Flurry.....	1994
Dexter Fulton	1994
Brad Gardner.....	1994
Keith Ingram	1994-95
Keith Taylor	1994
Chan Brown	1995
Dan Corsi	1995
David Donaldson	1995
Jason Glover.....	1995
Matt Griffin	1995
Jed Hixson.....	1995, 1997-98
Frank McGarvey	1995
Jason Perry	1995-96, 1998
Chad Bailey.....	1996-97
Rodney Dickinson.....	1996
David Giancarlo.....	1996-97
Ray Hughes.....	1996
Butch Maxey.....	1996
Manse Waldrop	1996
Jeremy Higgins	1997
Ray Hughes.....	1997
Clayton Joiner	1997
Bobby Kidd.....	1997-99
Steven Kidd.....	1997-00
Kenny Mitchell	1997
Jonathan Paden.....	1997
Marcus Phillips	1997-98
Chad Smith.....	1997-00
Todd Souders	1998
Rich Wiley	1998
Billy Boughey	1999-00
Kevin Hopper.....	1999-00
Frank Merriam	1999
Ryan Patrylo.....	1999
Jason Sattler	1999-00
Joel Dobbs.....	2000
Brian McCartney.....	2000
Ryan Patrylo.....	2000-01
Andrew Rush	2000-01
Scott Youngbauer	2000
Mic Knox	2001
Justin Singleton.....	2001
Brandon Thompson.....	2001
Josh Vandiver	2001

CAA Scholar-Athlete of the Year

2007	Jean-Michel Rochon-Salvas	2B
------	---------------------------------	----

CAA Commissioner's Academic Award

Dusty Bennett.....	2006-07
Carlos Cardoza-Oquendo.....	2006-07
Jeremy Compton	2006-07
David Ferrer	2006-07
Matt Handley	2006
Romas Hicks	2006
Jean-Michel Rochon-Salvas.....	2006-07
Zac Wright	2006-07
Bobby Bennett	2007
Adam Bowling.....	2007
Drew Grant.....	2007
Tim Lorek	2007
Joel Reeves.....	2007
Logan Sharrett.....	2007
Matt Van Horn.....	2007

Atlantic Sun All-Academic

Kyle Breitbach	2002
Mike Buchanan	2002-04
David Hawkins.....	2002
Kevin Kawasaki.....	2002-03
Clint Mize	2002
Michael Nelson	2002
Jason Payne.....	2002
Dustin Phillips.....	2002-03
Ronnie Robinson.....	2002-03
Josh Vandiver	2002
Scott Boatman.....	2003
Jonathan Craig	2003
Sean Fitzgerald.....	2003
Romas Hicks	2003-04
Brandon Thompson.....	2003
Cody Webb.....	2003-04
Brian Williams	2003
Rusty Bennett.....	2004
Kenny Camp	2004
Cliff Flagello.....	2004
Stovie Moore.....	2004-05
Ben Rulon	2004
Dusty Bennett.....	2005
T.J. Brandenburg	2005
Micah Johnson	2005
Butch Morris	2005
Jean-Michel Rochon-Salvas.....	2005

NOTE: Trans America Athletic Conference was renamed Atlantic Sun Conference on July 1, 2001.

All-Americans

All-America

- 1995** Mark Mortimer 3B
First Team All-Freshman
by Collegiate Baseball Magazine
- 1996** Jason Glover OF
Third Team
by National Collegiate Baseball Writers Association
- 2001** Garrett Greer C
All-Freshman Honorable Mention
by Collegiate Baseball Magazine
- 2002** Rusty Bennett C
All-Freshman Honorable Mention
by Collegiate Baseball Magazine
- 2002** Brett Strickland RHP
All-Freshman Honorable Mention
by Collegiate Baseball Magazine



In 1995, Mark Mortimer became the first Panther to earn All-America honors.

All-Region Honors

All-Atlantic Region

- 1996 Jason Glover OF 2nd Team
1996 Mark Mortimer C 2nd Team
1999 Jay Langston OF 2nd Team
2000 Scott Youngbauer SS 1st Team
2000 Chad Smith OF 2nd Team

Weekly National Honors

TPX Louisville Slugger National Player of the Week

Chad Smith..... Feb. 21, 2000

Major League Baseball Canada Player of the Week

Paul Schlosser March 10, 2000

Weekly CAA Honors

CAA Player of the Week

Justin Newman..... April 10, 2006

CAA Pitcher of the Week

Romas Hicks March 1, 2006
Adam Bowling April 2, 2007
Will Palmer May 14, 2007

CAA Rookie of the Week

Clayton Shunick..... May 15, 2006

Weekly TAAC/Atlantic Sun Honors

TAAC Player of the Week

Willie Stroud..... May 3, 1992
Jason Glover..... April 18, 1994
Jason Glover..... Feb. 20, 1996
Jason Glover..... March 5, 1996
Mark Mortimer..... April 8, 1997
Scott Youngbauer Feb. 17, 1998
Jay Langston May 3, 1999
Chad Smith..... Feb. 21, 2000
Paul Schlosser April 17, 2000
Scott Youngbauer May 1, 2000
Mic Knox March 5, 2001
Jay Fields May 7, 2001

Atlantic Sun Player of the Week

Josh Vandiver Feb. 26, 2002
Justin Newman..... March 7, 2005

TAAC Pitcher of the Week

Rodney Dickinson..... March 3, 1998
Rodney Dickinson..... April 7, 1998
Jody Edmondson..... April 14, 1998
Ryan Patrylo..... Feb. 21, 2000
Ryan Patrylo..... March 13, 2000

Atlantic Sun Pitcher of the Week

David Hawkins..... Feb. 18, 2002
David Hawkins..... May 20, 2002
Ben Rulon Feb. 14, 2005
Ben Rulon April 11, 2005
Ben Rulon May 16, 2005

NOTE: Trans America Athletic Conference was renamed Atlantic Sun Conference on July 1, 2001.

All-Conference Honors



All-Sun Belt Conference

1980	Russell Eagle.....	OF.....	1st Team
1980	Robbie Waits.....	P.....	1st Team
1980	Tim Chastain.....	2B.....	1st Team
1980	Kelly Eslinger.....	C.....	1st Team
1980	Brent McGuire.....	DH.....	1st Team
1981	Greg Giles.....	OF.....	1st Team

TAAC Player of the Year

1996	Jason Glover.....	OF
------	-------------------	----



Senior outfielder Jason Glover was 1996 TAAC Player of the Year.

All-TAAC

1984	Tim Osborne.....	C.....	1st Team
1985	Neil Merson.....	3B.....	1st Team
1986	Britt Borders.....	2B.....	1st Team
1986	John Hollins.....	P.....	1st Team
1986	Neil Merson.....	3B.....	1st Team
1993	Jason Glover.....	OF.....	2nd Team
1994	Robert Pearson.....	3B.....	2nd Team
1995	Frank McGarvey.....	DH.....	1st Team
1996	Jason Glover.....	OF.....	1st Team
1996	Mark Mortimer.....	C.....	1st Team
1996	Rodney Dickinson.....	P.....	2nd Team
1996	David Giancarlo.....	P.....	3rd Team
1997	Pat Euart.....	RP.....	2nd Team
1997	Mark Mortimer.....	C.....	2nd Team
1997	Rodney Dickinson.....	P.....	3rd Team

1998	Rodney Dickinson.....	P.....	2nd Team
1998	Bobby Kidd.....	DH.....	2nd Team
1998	Jay Langston.....	OF.....	2nd Team
1999	Bobby Kidd.....	C.....	1st Team
1999	Jay Langston.....	OF.....	1st Team
1999	Scott Youngbauer.....	SS.....	3rd Team
2000	Chad Smith.....	OF.....	1st Team
2000	Scott Youngbauer.....	SS.....	1st Team
2000	Paul Schlosser.....	C.....	2nd Team
2000	Billy Boughey.....	P.....	3rd Team
2000	Kevin Hopper.....	RP.....	3rd Team
2001	Jay Fields.....	OF.....	2nd Team
2001	Josh Vandiver.....	1B.....	2nd Team

TAAC All-Freshman Team

2001	Garrett Greer.....	C
------	--------------------	---

TAAC All-Tournament

2000	Michael Nelson.....	2B
------	---------------------	----

All-Atlantic Sun

2002	Dustin Phillips.....	OF.....	2nd Team
2003	Dustin Phillips.....	DH.....	1st Team
2003	Sean Fitzgerald.....	SS.....	1st Team
2003	Ronnie Robinson.....	P.....	1st Team
2003	Rusty Bennett.....	C.....	1st Team
2004	Tim Burgess.....	1B.....	2nd Team
2004	Ryan Sterling.....	2B.....	2nd Team
2005	Justin Newman.....	OF.....	2nd Team

Atlantic Sun All-Freshman Team

2002	Brett Strickland.....	P
2003	Justin Newman.....	OF
2004	Charlie Pelt.....	C
2005	Jean-Michel Rochon-Salvas.....	SS
2005	Nick McEntyre.....	C

All-CAA

2007	Luke Gordon.....	DH.....	1st Team
2007	Charlie Pelt.....	1B.....	2nd Team
2007	Eric Suttle.....	OF.....	2nd Team

CAA All-Rookie Team

2006	Clayton Shunick.....	P
------	----------------------	---

NOTE: Trans America Athletic Conference was renamed Atlantic Sun Conference on July 1, 2001.

- A -

Jason Alford, 1996-97
Bill Allen, 1992-93
Tyler Allen, 2006-07
Ryan Apple, 2001
Jerry Arienzo, 1992-94
James Ashcroft, 1982
Willie Azbell, 1999-01

- B -

Chad Bailey, 1996-97
Larry Baines, 1957
David Bales, 1993
Scott Bannon, 1993
Tommy Barber, 1970-71
Larry Barnes, 1957
Bill Barr, 1957-60
Ronnie Batchelor, 1971
Bobby Bennett, 2005-
Dusty Bennett, 2006-
Rusty Bennett, 2002-05
Jerry Birdsong, 1957-58
Scott Boatman, 2002-03
Bill Boland, 1957-59
Britt Borders, 1985-86
Jeff Bowers, 1982
Derek Bowles, 1980
Adam Bowling, 2005-07
Billy Boughhey, 1999-00
Michael Brand, 1993-96
T.J. Brandenburg, 2003-06
Kyle Breitbach, 2000-03
Kenny Brewer, 1971
Paige Bridgman, 1984
Chris Britt, 1982
Ben Brogan, 1959
Jason Brolhorst, 1997-98
Baine Brooks, 1984
Herb Brooks, 1981-84
Chan Brown, 1994-95
Greg Brown, 1992-93
James Bucci, 1992
Carl Buchanan, 1979-80
Mike Buchanan, 2002-04
Clay Burell, 1985
Tim Burgess, 2003-04
Tony Burger, 1967
Stephen Burroughs, 2002-03

- C -

Greg Cagle, 1979-81
Adam Caldwell, 2004-06
David Camp, 1985
Kenny Camp, 2004-
Jamie Campbell, 1996
Kevin Campbell, 1992-95

Dustin Carder, 2006-07
Carlos Cardoza, 2006-07
Tom Carnes, 1972
Joe Carroll, 1982-83
Mike Carroll, 1979-80
Michael Carson, 1992
Steve Cash, 1971-72
George Castner, 1960
Jeff Cavender, 1982
Tim Chastain, 1979-80
Corey Chatman, 2001
Carlos Chiesa, 1999
Chase Childers, 2006-
Gordon Chisholm, 1957-59
Tony Christou, 1971-72
Chuck Cianciolo, 1986
Mark Clark, 1984-85
Ryan Clark, 2004
John Clement, 1980
Mark Cobb, 1984-86
Jon Coggins, 1985
Jim Cole, 1959
Joe Cole, 1971-72
Bob Coleman, 1957-59
Matt Colwell, 1994
Jeremy Compton, 2006-07
Kevin Conn, 1993
Barry Cooper, 1970-71
Jeff Cooper, 1986
Pip Cornish, 1993
Dan Corsi, 1994-95, 1997
George Costner, 1960
Gabe Council, 2000-01
Rick Coursey, 1984
Mark Cowart, 1982
Jonathan Craig, 2002-03
Bobby Craven, 1957
Luis Cribeiro, 2004
Andrew Crider, 2005
Dow Culberson, 1995-98

- D -

Cadet Davis, 1985
John Davis, 1972
Clarence Daws, 1971
Tracy Dean, 1982
Roy Defore, 1966
Chris Dentler, 2005
Rodney Dickinson, 1996-98
Pete Diffin, 1981-84
Charley Dobbs, 1957
Joel Dobbs, 1999-00
David Donaldson, 1994-96
Kevin Dooley, 2007
Jeff Dover, 1984
Chuck Dowdle, 1970-71

Mike Drexler, 1982
Brian Duncan, 1981
David Dyer, 1960

- E -

Russell Eagle, 1980
Jody Edmondson, 1998-99
Jerry Eickhoff, 1965-67
Jason Eller, 1992-95
Richard Epps, 1957-58, 1960
Jake Erwin, 2000-01
Kyle Erwin, 2001
Kelly Eslinger, 1979-82
Pat Euart 1997
Brent Everett, 2004-05

- F -

Steve Fanning, 1986
Milton Feliciano, 2004
David Ferrer, 2006-
Jackie Ficken, 1960
Jay Fields, 2000-01
Sean Fitzgerald, 2002-03
Cliff Flagello, 2004
Jason Flurry, 1993-94
Craig Foskey, 1984-85
Jimmy Fowlkes, 1979-81
Jesse Francis, 1981
Pat Frawley, 1994-97
Lynn Friedman, 1970
Dexter Fulton, 1994

- G -

Sonny Gallman, 1993
Blake Gammill, 1993
Brad Gardner, 1993-94
Ryan Garmon, 2001
Jimmy Garner, 1960
Don Gaskill, 1992-93
Brock Gaston, 1986
Dexter Gatehouse, 1957
David Giancarlo, 1995-97
Greg Giles, 1981
Don Gill, 1957-58, 1960
Earl Gilliam, 1960
Jamie Glore, 1994
Jason Glover, 1993-96
Bobby Gonzalez, 1984
Luke Gordon, 2007
Drew Grant, 2007-
Garrett Greer, 2001-02
Bobby Gresham, 2001
Matt Griffin, 1995
Bob Grimes, 1957
Rex Gugh, 1981

- H -

Jay Hackett, 1994
John Haldeman, 1965
Gene Hall, 1979
Steve Hamlin, 1972
Tony Hammer, 1965
Roy Hammond, 1957
Dwight Hamner, 1971-72
Lamar Hamric, 1957-58, 1960
Matt Handley, 2004-06
Homer Hannah, 1957-58, 1960
Brian Hannon, 1979-80
Richard Harper, 1984
Robert Harrell, 1992-93
Krestin Harrington, 1998-99
Robert Hasenfelt, 2004-
David Hawkins, 2001-02
Isaac Haynes, 2001-03
Bill Hearn, 1966-67
Russ Hendricks, 1985-86
Bill Herren, 1967
Romas Hicks, 2003-06
Jeremy Higgins, 1996-97
Jerry Hill, 1965-67
Jed Hixson, 1995-98
Alex Hoffman, 1957-58, 60
Tim Holladay, 1971
John Hollins, 1983-86
Danny Hope, 1967
Lawson Hope, 1957, 59-60
Kevin Hopper, 1999-00
D.J. Howard, 1994-96
B.J. Hubbert, 2004-05
Jack Hudson, 1979
Ray Hughes, 1996-98
Billy Hulsey, 1983
Marc Hunt, 1983
Jim Hutcheson, 1980-81

- I -

Derek Ibele, 1979
Keith Ingram, 1994-95
Mark Ingram, 1980-82
Brin Inman, 1996
Bill Ivey, 1957-60

- J -

Frank Jackson, 1985
Jim Jacobs, 1966
Lynwood James, 1966
Gary Jenkins, 1982
"Chicken" Jennings, 1960
Bill Johnson, 1959-60
John Johnson, 1966-67
Micah Johnson, 2005
Tim Johnson, 2004-05

Clayton Joiner, 1994-97
Brian Jones, 1999-00
Sam Jones, 2002-2003
Scott Jones, 1984-86
Tom Jones, 1979-81

- K -

Kevin Kawasaki, 2002-03
Brandon Kersey, 2006
Bobby Kidd, 1997-99
Steven Kidd, 1997-00
A.P. King, 1959-60
Nathan Knight, 1996-97
Vann Knight, 2001
Mic Knox, 2000-01
Tony Kolgaklis, 1986

- L -

Jay Langston, 1997-99
Wesley LeCroy, 1982-83
George Ledon, 1971
Rick Lewis, 1979-80
Rob Loeb, 1993-95
Preston Loftin, 1966-67
Bradley Logan, 2007-
Tim Lorek, 2007
Scot Lougher, 1992

- M -

Floyd Mack, 1998-99
Larry Majors, 1981-84
Ron Mangrum, 1971-72
Thad Marchman, 1995-97
Luis Marquez, 2001
Greg Marshall, 1971
Bob Martin, 1970-71
Chuck Matthews, 1980
Butch Maxey, 1994-96
Brian McCartney, 1999-00
Trent McClain, 1986
Bob McCoy, 1957-58, 1960
Mike McCree, 2006-
Brandon McCreery, 2007
Lloyd McElroy, 1966
Nick McEntyre, 2005-06
Frank McGarvey, 1993-95
Pat McGlon, 1957-58, 60
Brent McGuire, 1980-83
Jim McMichael, 1965
Aeden McQueary-Ennis, 2006-07
Glen Melson, 1981-83
Brian Meredith, 1993
Tom Meriam, 1984-85
Neil Merson, 1982, 1984-86
Justin Meyer, 2003-05
Kenny Mitchell, 1996-97

Dan Mitchum, 1957
Scott Mixon, 1984
Clint Mize, 1999-02
Rob Moore, 1996
Stovie Moore, 2004
Greg Morgan, 1996
Butch Morris, 2005
Mark Mortimer, 1995-97
Lance Mosley, 1993
Jim Murray, 1966-67
Pat Murray, 1979-82

- N -

David Nelms, 1986
Michael Nelson, 1999-02
Justin Newman, 2003-06
Paul Newmark, 1957-58, 1960
Rick Niesyto, 1982
Steve Noles, 1984

- O -

Keith O'Brien, 1985
Jason Odom, 1994
Jim O'Neil, 1983
Paul Orr, 1980
Tim Osborne, 1983-84
Phil Owens, 1965, 1967

- P -

Jonathan Paden, 1997-00
John Palmer, 2005
Will Palmer, 2007-
Anthony Patience, 1999
Ryan Patrylo, 1998-01
Jason Payne, 2000-02
Robert Pearson, 1993-94
Charlie Pelt, 2004-07
Todd Pepper, 1992
Jason Perry, 1995-97
Josh Perry, 1998-99
Kevin Peterson, 1981
Steve Pfeffer, 1981-82
Dustin Phillips, 2002-03
Marcus Phillips, 1996-97
Brian Potter, 1992
Powell, 1967
Nick Pyron, 2007

- R -

Brock Radaker, 1992-95
Henry Reese, 1984-86
Joel Reeves, 2007-
Skip Reeves, 1996-97
Bob Regus, 1970-72
Andy Reid, 2007
Cole Reissig, 2003-05

Jim Reynolds, 1979
Marty Rhodes, 1972
Brooke Richards, 2001
Tom Rispoli, 2001
Jim Ripley, 1971
Rivers, 1967
Shane Robbins, 2000-01
Bart Roberts, 1983
Bret Roberts, 1983
Ronnie Robinson, 2001-03
Jean-Michel Rochon-Salvas, 2005-
Fred Rohrbach, 1985
Rodney Roper, 1986
Ben Rulon, 2004-05
Andrew Rush, 2000-03
David Rutledge, 1966-67

- S -

Jason Sattler, 1999-00
Jeremy Saunders, 2001-02
Paul Schlosser, 2000-01
Clayton Schunick, 2006
Lamar Seal, 1957
Larry Sertich, 1971-72
Jim Shands, 1971-72
John Sharpe, 1992-93
Logan Sharrett, 2007
Chris Shealy, 1984
Gary Sheppard, 1992
Matt Shiner, 1993
Doug Shuler, 1984-85
Larry Simpson, 1959
Justin Singleton, 1998-01
Bill Smith, 1958
Bruce Smith, 1981-83
Cerone Smith, 1998
Chad Smith, 1997-00
Jacob Smith, 2000
Jay Smith, 1984
Tony Smith, 1985-86
Bill Sommers, 1958
Jack Sommers, 1958
Todd Souders, 1997
Steve Sparks, 1982-83
Jon Spradlin, 1993-94
Don Stanford, 1979-80
Braden Staranchuk, 2002-04
Tim Starling, 1992-94
Rex Stephens, 1997-98
Ryan Sterling, 2003-06
Courteney Stewart, 1995
Jack Stewart, 1996-99
Jimmy Stone, 1957-58, 1960
John Storey, 1972
Brett Strickland, 2002-05
Willie Stroud, 1992-95

Louis Sulcer, 1959
Eric Suttle, 2004-07
Ken Swygert, 1984-85

- T -

Keith Taylor, 1993-94
Wayne Thomas, 1965
Ken Thomasson, 1985-86
Brandon Thompson, 2001-03
Cole Thornton, 2006
Jack Thornton, 1960
Alan Traylor, 1979

- V -

Matt Van Horn, 2006-
Josh Vandiver, 1999-02
Ken Vaughan, 1970-72
Nelson Velasquez, 1982
Gabe Vossen, 2005

- W -

Robbie Waits, 1980-81
Manse Waldrop, 1996-97
Vance Walker, 1985-86
Joe Walter, 1997
Louis Ward, 1999
Alan Warnock, 1980-83
Luke Warren, 1983-84
Cam Waters, 1998
Cody Webb, 2003-04
Tommy Wells, 1970
Brian West, 1999
Charles "Pick" Whaley, 1957
Bill Wheeler, 1957-58, 1960
Mike Whitney, 1995
Brian Williams, 2003-04
Rich Wiley, 1998-99
Buddy Wilkes, 1971
Bartley Wilson, 1984-86
Wesley Wilson, 2003-06
Mark Winkley, 1986
Stanley Wise, 2002-03
Jeff Wolfe, 1985-86
Jim Woodall, 1971
Ron Woodruff, 1970-71
Rich Woyce, 1985-86
Tony Wright, 2002-03
Zac Wright, 2005-07

- Y -

Scott Youngbauer, 1998-00
Current Panthers are in **bold**.

Panthers Continue Climbing Towards The Show

As Major League organizations head into spring training for the 2008 season, five former Panthers are still active in the minor leagues - three position players and two pitchers.

Since 1980, when Russell Eagle became the first Panther drafted, 30 players have gone on to play professional baseball.

At least one Panther has signed with a Major League team for five consecutive seasons (2003-present). In 10 of the last 11 years, a Georgia State player has signed with a Major League organization.

In 2005, Brett Strickland and Ben Rulon made Georgia State history. The pair became the first Panther teammates selected in the same draft. Charlie Pelt and Luke Gordon repeated the feat in 2007.

Two former Panthers have reached the AAA level. Mark Mortimer played for the Richmond Braves of the International League in 2000 while Scott Youngbauer played for the Tacoma Rainiers of the Pacific Coast League in 2006.


<u>Year</u>	<u>Player</u>	<u>Pos.</u>	<u>Team/Round</u>
2007	Trevor Pippin	OF	Los Angeles Angels of Anaheim, 4th*
	Charlie Pelt	C/1B	St. Louis Cardinals, 29th
	Luke Gordon	DH	Los Angeles Angels of Anaheim, 35th
	Adam Bowling	RHP	Chicago White Sox, Free Agent
	Aeden McQueary	C	San Diego Padres, Free Agent
2006	Romas Hicks	RHP	Kansas City Royals, 22nd
	Matt Handley	RHP	San Diego Padres, Free Agent
	Justin Newman	RHP	Cincinnati Reds, Free Agent
2005	Brett Strickland	RHP	Colorado Rockies, 18th
	Ben Rulon	LHP	Tampa Bay Devil Rays, 38th
2004	Tim Burgess	1B	Boston Red Sox, 21st
2003	Tanner Rogers	C	Florida Marlins, 8th*
	Ronnie Robinson	RHP	San Diego Padres, 24th
	Jonathan Craig	RHP	Cincinnati Reds, Free Agent
	Andrew Rush	RHP	Independent Team
2001	Jay Fields	OF	Independent Team
	Ryan Patrylo	RHP	Independent Team
2000	Scott Youngbauer	SS	Philadelphia Phillies, 10th
	Billy Boughey	RHP	Philadelphia Phillies, Free Agent
	Kevin Hopper	RHP	Atlanta Braves, Free Agent
1999	Jay Langston	OF	Pittsburgh Pirates, 12th
	Bobby Kidd	C	Independent Team
	Nathan Knight	INF	Independent Team
	Josh Perry	LHP	Independent Team
1998	Rodney Dickinson	RHP	Atlanta Braves, Free Agent
1997	Mark Mortimer	C	Atlanta Braves, Free Agent
1996	Jason Glover	OF	Milwaukee Brewers, 30th
	Michael Brand	2B	Independent Team
1995	Jason Glover	OF	Baltimore Orioles, 43rd (did not sign)
	Jason Eller	OF/1B	Independent Team
	Keith Ingram	OF	Independent Team
	Brock Radaker	RHP	Independent Team
1980	Russell Eagle	OF	Atlanta Braves, 21st

Note: * - player signed National Letter of Intent, but opted to pursue professional career.

Matt Handley, LHP, San Diego Padres

Originally drafted in the 50th Round of the 2002 Draft by the Atlanta Braves after his high school career, Handley signed with the San Diego Padres as a free agent following his senior season at State. During his two years with the Padres system, Handley has played in four different leagues (Arizona, Northwest, California and Midwest).

Year	Team	W-L	ERA	App	SV	IP	H	R	ER	BB	SO
2006	AZL Padres (R)	2-0	2.36	20	3	26.2	15	7	7	6	32
	Eugene (A)	0-0	2.70	2	0	3.1	4	2	1	2	4
2007	Lake Elsinore (A)	1-0	0.77	10	0	11.2	3	1	1	9	11
	Fort Wayne (A)	1-1	4.34	15	0	18.2	12	11	9	16	14
	Eugene (A)	0-1	10.71	20	0	21.0	29	30	25	21	19
Totals		4-2	4.77	67	3	81.1	63	51	43	54	80



Matt Handley on the mound for the Lake Elsinore Storm.

Adam Bowling, RHP, Chicago White Sox


Adam Bowling signed with the Chicago White Sox as a free agent after his senior season. In his rookie season with the White Sox organization, Bowling helped Great Falls win the North Division Championship before falling in the Pioneer League Championship series.

Year	Team	W-L	ERA	App	SV	IP	H	R	ER	BB	SO
2007	Great Falls (R)	3-2	6.41	17	2	26.2	36	19	19	6	39
Totals		3-2	6.41	17	2	26.2	36	19	19	6	39

Luke Gordon, OF, Los Angeles Angels of Anaheim

Luke Gordon was drafted in the 35th Round of the 2007 Draft by the Los Angeles Angels of Anaheim. Gordon played four different positions - first base, second base, third base and outfield - for the AZL Angels.

Year	Team	AVG	G	AB	R	H	2B	3B	HR	RBI	SB
2007	AZL Angels (R)	.268	16	41	12	11	2	1	0	5	0
Totals		.268	16	41	12	11	2	1	0	5	0




Aeden McQueary at the plate for the Eugene Emeralds.

Aeden McQueary, C, San Diego Padres

Aeden McQueary signed as a free agent with the San Diego Padres and split time during the 2007 season between Lake Elsinore of the California League and Eugene of the Northwest League. His play with Lake Elsinore helped the Storm reach the playoffs, although he was not with the team at that time.

Year	Team	AVG	G	AB	R	H	2B	3B	HR	RBI	SB
2007	Lake Elsinore (A)	.290	10	31	7	9	1	0	1	4	0
	Eugene (A)	.228	19	57	9	13	2	0	0	6	0
Totals		.250	29	88	16	22	3	0	1	10	1



Charlie Pelt playing first base for the Johnson City Cardinals.

Charlie Pelt, C/1B, St. Louis Cardinals

Charlie Pelt was drafted in the 29th Round of the 2007 Draft by the St. Louis Cardinals, and started his minor-league career on a tear with the Johnson City Cardinals. Pelt spent just nine games with the Rookie League team before earning a promotion to Batavia of the New York-Penn League.

Year	Team	AVG	G	AB	R	H	2B	3B	HR	RBI	SB
2007	Johnson City (R)	.406	9	32	4	13	3	0	1	9	0
	Batavia (A)	.212	40	132	10	28	8	0	2	11	0
Totals		.250	49	164	14	41	11	0	3	20	0

Archie Crenshaw 1965-1967
6-27 (.182)

1965
1-6 Overall
Complete records unavailable
Georgia-Marietta W

1966
1-8 Overall
Complete records unavailable
Florida Southern L
Barry L
Rollins L
Oglethorpe W

1967
4-13 Overall
Complete records unavailable
William & Mary L, 11-2
Vanderbilt W, 8-5

1968-1969, Program Dormant

Ron Kennett 1970-1972
16-74 (.178)

1970
6-17 Overall
Oglethorpe L, 3-6
Oglethorpe L, 1-4
Georgia College W, 12-0
Lake Forest L, 5-8
Elmhurst L, 4-6
Grinnell W, 6-0
Columbus L, 3-9
Mercer L, 1-12
Chattanooga L, 1-4
Chattanooga W, 5-4
Georgia College W, 5-3
Jacksonville W, 11-10
Chattanooga L, 0-9
Chattanooga L, 1-6
Oglethorpe L, 2-3
Oglethorpe L, 0-1
Columbus L, 1-13
Oglethorpe L, 4-8
Oglethorpe L, 3-7
Mercer L, 4-8
Oglethorpe L, 2-5
Oglethorpe L, 6-9
Georgia College W, 6-0

1971
6-26 Overall
Complete records unavailable
at Furman L, 2-13
at Furman L, 6-7
3/12 Louisville W, 3-2
3/12 Jacksonville L, 2-4
3/16 Kentucky L, 1-3
3/16 Kentucky L, 2-22
3/27 DeKalb L, 1-3
3/27 DeKalb L, 7-8
3/30 Mercer L, 3-7
3/30 Mercer L, 4-5
4/1 Oglethorpe L, 3-12

4/3 Oglethorpe W, 4-2
4/3 Oglethorpe W, 2-0
4/7 Mercer-Atlanta L, 5-13
4/9 Elmhurst L, 5-7
4/14 Mercer-Atlanta W, 20-7
4/17 Chattanooga L, 1-3
4/17 Chattanooga L, 3-7
4/19 Jacksonville L, 3-8
4/22 Southern Tech L, 3-8
5/4 Mercer-Atlanta L, 5-11
5/6 Oglethorpe L, 5-6
5/7 at Georgia Tech L, 1-6
5/7 at Georgia Tech L, 1-6
5/10 Southern Tech L, 8-15
5/11 Georgia Tech L, 2-8
5/12 Oglethorpe W, 13-7
Mercer L, 3-5
Mercer L, 4-10
5/19 Georgia L, 1-12
5/22 Georgia College L, 3-7

1972
4-31 Overall
Complete records unavailable
Furman L, 4-11
Furman L, 3-8
at Georgia L, 0-11
at Georgia W, 8-4
4/27 at Georgia Tech L, 2-9
5/8 Georgia Tech L, 10-13

1973-1978, Program Dormant

Jack Humphrey 1979-1980
46-37 (.554)

1979
16-12 Overall
5th - Sun Belt Tournament
2/24 at Auburn L, 5-7
3/3 at Southern Tech L, 0-3
3/5 at Georgia L, 1-12
3/18 Appalachian State W, 10-1
3/18 Appalachian State W, 5-4
3/21 at Georgia College L, 3-12
3/21 at Georgia College W, 2-1
3/23 at Jacksonville L, 6-7
3/24 at Jacksonville W, 16-14
3/26 Charlotte L, 5-10
3/26 Charlotte L, 6-11
3/29 South Carolina W, 2-1
4/7 at Charlotte W, 4-3
4/7 at Charlotte W, 12-2
4/11 Mercer L, 3-2
4/11 Mercer L, 2-10
4/19 Mercer-Atlanta W, 7-3
4/20 at Georgia Tech W, 10-9
4/26 Georgia College L, 9-10
4/26 Georgia College W, 15-9
4/30 at Mercer W, 5-4
4/30 at Mercer W, 1-0
5/1 West Georgia L, 5-13
5/4 %Jacksonville W, 8-6
5/5 %South Alabama L, 0-7
5/6 %Charlotte W, 4-3
5/7 %South Florida L, 7-8
5/12 Georgia Tech W, 3-2

% = at Tampa, Fla. (Sun Belt Conference Tournament)

1980
30-25 Overall
3rd - Sun Belt Tournament
2/25 at Georgia L, 6-14
2/29 Auburn W, 5-4
3/6 James Madison W, 12-8
3/6 James Madison L, 0-1
3/7 James Madison L, 3-7
3/10 VCU W, 7-5
3/10 VCU W, 10-6
3/18 Tennessee L, 10-17
3/19 William Jewel W, 4-2
3/19 William Jewel W, 6-5
3/22 Virginia Tech W, 12-6
3/22 Virginia Tech W, 1-0
3/25 Georgia Tech W, 16-12
3/26 Shorter L, 2-3
3/26 Shorter W, 5-4
3/27 Western Carolina W, 7-3
4/2 UAB W, 3-0
4/2 UAB L, 3-5
4/3 Howard L, 1-3
4/3 Howard L, 1-7
4/4 Howard W, 21-20
4/5 at Charlotte W, 5-0
4/5 at Charlotte L, 4-5
4/7 at Ga. Southern W, 14-2
4/7 at Ga. Southern L, 0-7
4/9 at Mercer L, 2-3
4/9 at Mercer L, 2-3
4/11 at Jacksonville W, 5-3
4/11 at Jacksonville W, 7-2
4/12 at Stetson L, 5-6
4/12 at Stetson W, 9-5
4/16 Mercer W, 6-2
4/16 Mercer W, 9-0
4/18 Charlotte W, 9-0
4/18 Charlotte L, 2-5
4/19 Mercer-Atlanta W, 3-1
4/19 Mercer-Atlanta W, 3-2
4/21 at Auburn L, 3-4
4/23 Jacksonville L, 13-18
4/24 Jacksonville L, 7-19
4/25 Southern L, 1-3
4/25 Southern L, 5-6
4/26 Southern W, 4-2
4/26 Southern W, 3-0
4/28 Georgia L, 12-17
4/30 at UAB L, 1-5
4/30 at UAB L, 1-7
5/3 at Western Carolina W, 3-2
5/6 Virginia Tech W, 22-16
5/9 %Charlotte W, 17-5
5/9 %South Florida W, 6-3
5/10 %South Alabama L, 6-7
5/10 %VCU W, 6-3
5/11 %South Florida L, 8-2
5/15 at Georgia Tech L, 6-7

% = at Mobile, Ala. (Sun Belt Tournament)

Jim Dorsey 1981-1982
34-71 (.324)

1981
17-33 Overall
5-7 Sun Belt (3rd, North Division)
2/26 at Florida State L, 3-19
2/26 at Florida State L, 7-8
2/27 at Florida State L, 2-19
3/1 South Carolina W, 11-3
3/2 South Carolina W, 11-10
3/3 at Mercer-Atlanta W, 4-1
3/5 Georgia Tech L, 9-35
3/6 Jacksonville State L, 4-10
3/6 Jacksonville State L, 7-8
3/7 Shorter W, 6-2
3/7 Shorter W, 8-6
3/9 VCU* W, 10-7
3/9 VCU* W, 14-13
3/10 VCU W, 12-3
3/14 ETSU L, 1-20
3/14 ETSU L, 9-18
3/16 Eastern Kentucky L, 10-14
3/16 Eastern Kentucky L, 6-21
3/19 at Shorter L, 0-2
3/19 at Shorter L, 3-4
3/24 at VCU* W, 2-1
3/24 at VCU* L, 2-13
3/27 Florida State L, 5-15
3/28 Florida State L, 8-16
3/29 Florida State W, 3-1
3/31 Auburn L, 2-11
4/4 at Charlotte* W, 8-7
4/4 at Charlotte* L, 4-11
4/7 at West Georgia W, 7-3
4/9 at Jacksonville St. L, 4-16
4/9 at Jacksonville St. L, 2-16
4/14 at Southern Poly W, 3-0
4/15 Mercer-Atlanta W, 7-4
4/18 at UAB* L, 4-10
4/18 at UAB* L, 2-11
4/21 at Auburn L, 2-11
4/25 UAB* L, 5-9
4/25 UAB* L, 7-19
4/26 Georgia Southern L, 5-10
4/26 Georgia Southern L, 4-7
4/28 West Georgia W, 9-8
5/2 Charlotte* L, 1-3
5/2 Charlotte* W, 10-1
5/6 Mercer L, 1-21
5/6 Mercer L, 9-10
5/13 Florida A&M L, 0-4
5/13 Florida A&M L, 5-8
5/15 at Georgia Tech L, 2-5
5/16 at South Carolina L, 2-5
5/16 at South Carolina W, 3-2

* = Sun Belt Conference game

1982
17-38 Overall
2/13 at Florida State L, 0-23
2/13 at Florida State L, 1-9
2/14 at Florida State L, 11-25
2/20 at Ga. Southern L, 2-4
2/20 at Ga. Southern L, 3-7
3/1 Mercer-Atlanta W, 7-3
3/3 at Valdosta State W, 11-8
3/6 at Shorter L, 1-6
3/8 VCU W, 5-4
3/9 at Tennessee Tech L, 2-10

3/9	at Tennessee Tech	L, 0-3	at Jacksonville	L, 5-10	4/15	Valdosta State	W, 13-10	4/27	Ga. Southern*	L, 2-10		
3/10	The Citadel	L, 2-19	at Jacksonville	L, 4-11	4/16	Georgia	W, 12-9	4/28	Ga. Southern*	L, 1-7		
3/11	The Citadel	L, 2-8	Virginia Tech	L, 0-6	4/18	Birmingham-So.	W, 16-12	4/28	Ga. Southern*	W, 16-9		
3/18	Shorter	W, 2-1	at Mercer-Atlanta	W, 17-8	4/20	at Mercer*	L, 5-7	5/10	at Georgia Tech	L, 1-5		
3/18	Shorter	W, 4-3	at Mercer-Atlanta	W, 10-7	4/21	at Mercer*	L, 2-4	* = TAAC game				
3/20	at Austin Peay St.	L, 9-10	Howard	W, 11-10	4/21	at Mercer*	L, 2-4	1986				
3/20	at Austin Peay St.	W, 13-8	at Columbus State	L, 4-9	4/23	Ga. Southern*	L, 3-15	23-29 Overall				
3/25	Charlotte	W, 3-2	at Columbus State	W, 16-11	4/24	Ga. Southern*	W, 21-7	8-10 TAAC (3rd, East Division)				
3/25	Charlotte	L, 1-2	4/5	Georgia Tech	L, 3-10	4/24	Ga. Southern*	L, 2-13	2/6	at Fla. International	L, 1-5	
3/26	at Charleston Sou.	L, 4-5	at West Georgia	L, 12-13	4/25	at Georgia Tech	L, 6-31	2/7	at Fla. International	W, 9-8		
3/26	at Charleston Sou.	L, 1-7	4/16	at Georgia Tech	L, 6-8	4/26	at LaGrange	W, 15-6	2/8	at Fla. International	L, 2-6	
3/27	at Charleston Sou.	L, 1-2	at West Georgia	W, 15-11	4/27	Mercer-Atlanta	W, 6-2	2/9	at Fla. International	L, 0-6		
3/29	at Mercer-Atlanta	W, 16-5	at Shorter	W, 5-4	4/27	Mercer-Atlanta	W, 9-3	Birmingham-So.		L, 3-7		
4/2	Stetson	L, 4-17	at Shorter	W, 6-4	4/29	at Georgia Tech	L, 3-12	Birmingham-So.		L, 6-9		
4/3	Florida State	L, 8-17	at Southern Poly	L, 4-11	4/30	Southern Poly	L, 8-12	Rose-Hulman Tech		W, 8-2		
4/4	Florida State	L, 6-31	at Georgia	L, 3-6	5/2	at Shorter	W, 1-0	Rose-Hulman Tech		W, 6-5		
4/7	at Auburn	L, 1-3	at Mercer	L, 6-9	5/5	DeVry Tech	W, 8-1	Shorter		W, 12-9		
4/10	UAB	L, 1-6	at Mercer	L, 6-13	5/5	DeVry Tech	W, 13-3	LaGrange		L, 1-6		
4/10	UAB	W, 12-10	at Florida State	L, 4-17	5/6	Kennesaw State	W, 1-0	Union		W, 7-5		
4/12	at Columbus State	L, 8-16	at Florida State	L, 2-10	5/7	Georgia Tech	L, 7-17	Union		L, 2-8		
4/12	at Columbus State	W, 7-0	at Florida State	L, 3-8	5/11	Kennesaw State	W, 1-0	Union		W, 10-8		
4/13	Valdosta State	L, 7-13	Florida State	L, 1-10	* = Trans America Athletic			at Shorter		W, 4-1		
4/14	Southern Poly	W, 6-1	Florida State	W, 7-4	Conference game			3/11		at Georgia	L, 4-14	
4/19	at Chattanooga	W, 9-0	Florida State	L, 7-9	1985			Stone Hill		W, 1-0		
4/19	at Chattanooga	W, 9-0	at Mercer	L, 2-10	17-28 Overall			Southern Indiana		L, 4-8		
4/21	at West Georgia	L, 3-8	at Mercer	L, 2-12	5-12 TAAC (4th, East Division)			Southern Indiana		W, 5-1		
4/24	at Charlotte	L, 5-12	5/8	at Georgia Tech	L, 6-16	2/22	Evansville	W, 2-0	3/17		Ga. Southern*	W, 5-0
4/24	at Charlotte	L, 7-9	5/11	Georgia Tech	L, 4-14	2/23	Ball State	L, 3-7	3/17		Ga. Southern*	L, 1-7
	at Mercer	L, 2-12		at Ga. Southern	W, 10-6	2/24	Ball State	L, 7-18	3/18		Ga. Southern*	W, 5-4
	at Mercer	L, 1-6		at Ga. Southern	L, 5-9	2/24	Ball State	W, 8-7	3/25		Aurora	L, 5-8
4/27	at Georgia	L, 2-7	1984			2/28	at Furman	W, 8-7	3/26		Hope	W, 7-3
4/29	Augusta State	L, 0-7	22-31-1 Overall				Rose-Hulman Tech	W, 6-3	3/27		Hope	L, 12-13
4/29	Augusta State	L, 2-3	5-11 TAAC (3rd, East Division)				Rose-Hulman Tech	W, 9-2	3/29		Samford*	W, 6-5
4/30	Savannah State	W, 15-0	2/24	Evansville	W, 8-7	3/4	Saginaw Valley St.	L, 0-12	3/29		Samford*	W, 9-3
4/30	Savannah State	W, 10-2	2/25	Evansville	L, 10-14	3/4	Saginaw Valley St.	L, 12-18	3/30		Samford*	L, 2-3
5/1	at Georgia Tech	L, 3-4	2/26	at Southern Poly	L, 3-7	3/5	at LaGrange	W, 11-10	4/1		at Augusta State	L, 5-6
5/2	at Western Carolina	L, 8-26	3/1	at Valdosta State	L, 5-9	3/8	Samford*	W, 15-14	4/1		at Augusta State	L, 12-14
5/3	Columbus State	L, 2-5	3/2	Columbus State	L, 9-14	3/9	Samford*	L, 3-5	4/2		at Kennesaw State	W, 8-7
5/3	Columbus State	W, 10-5	3/3	Southern	L, 11-12	3/9	Samford*	L, 4-10	4/3		Columbus State	L, 3-15
5/5	at Tennessee	L, 4-6	3/5	LaGrange	W, 9-5	3/17	at Ga. Southern*	L, 3-11	4/4		at Ga. Southern*	L, 9-10
5/9	Mercer	L, 6-11	3/6	West Georgia	T, 18-18	3/17	at Ga. Southern*	L, 0-3	4/4		at Ga. Southern*	W, 14-3
5/9	Mercer	W, 6-4	3/7	Appalachian State	L, 4-7	3/21	Northwestern	L, 0-19	4/5		at Ga. Southern*	L, 1-4
5/11	Auburn	L, 1-11	3/8	Appalachian State	W, 13-8	3/21	Northwestern	W, 9-8	4/11		at Mercer*	L, 7-8
5/15	at South Carolina	L, 1-11	3/16	at Armstrong State	L, 1-10	3/22	Hillsdale	W, 4-1	4/12		at Mercer*	L, 0-4
5/15	Georgia Tech	L, 4-20	3/17	at Ga. Southern*	L, 3-6	3/23	Aurora	W, 8-3	4/12		at Mercer*	L, 1-2
<i>Gary Nave</i>			3/17	at Ga. Southern*	L, 1-10	3/25	at Samford*	W, 8-3	4/19		at Southern Poly	L, 3-4
<i>1983-1986</i>			3/18	at Ga. Southern*	L, 1-14	3/26	at Samford*	L, 7-9	4/15		Mercer*	L, 7-12
<i>74-122-1 (.376)</i>			3/19	at Troy	L, 3-10	3/26	at Samford*	L, 0-3	4/16		Mercer*	W, 4-3
1983			3/21	at Samford*	W, 12-3	3/27	Hope	W, 8-7	4/16		Mercer*	W, 9-3
12-34 Overall			3/22	at Samford*	L, 2-3	3/28	LaGrange	W, 17-2	4/17		Georgia Tech	L, 2-7
Evansville			3/22	at Samford*	L, 6-7	3/29	at Florida State	L, 0-14	4/17		Georgia Tech	L, 2-7
at Georgia College			3/23	at Birmingham-So.	L, 7-19	3/29	at Florida State	L, 4-10	4/19		at Samford*	L, 0-3
at Georgia College			3/24	at Huntingdon	L, 7-11	4/6	at West Georgia	L, 2-5	4/19		at Samford*	L, 6-10
at Shorter			3/25	at Ga. S'western	W, 12-5	4/6	at West Georgia	L, 1-9	4/20		at Samford*	W, 12-2
at Shorter			3/27	at Georgia	L, 2-11	4/7	Georgia	L, 5-13	4/22		at Columbus State	L, 3-6
Western Kentucky			3/28	Samford*	W, 16-7	4/9	at Georgia	L, 0-20	4/23		Kennesaw State	W, 10-2
Illinois State			3/29	Samford*	W, 14-12	4/10	Southern Poly	L, 2-9	4/24		at Georgia Tech	L, 4-15
Illinois State			3/29	Samford*	W, 8-1	4/12	at Mercer*	L, 1-10	4/28		LaGrange	W, 11-4
at Appalachian State			3/31	Florida State	L, 6-8	4/13	at Mercer*	L, 0-3	5/1		Augusta State	W, 17-3
at Appalachian State			4/1	Florida State	L, 13-26	4/13	at Mercer*	L, 1-5	5/1		Augusta State	L, 3-7
Illinois State			4/5	Ga. S'western	W, 15-10	4/14	Kennesaw State	L, 2-3	* = TAAC game			
Illinois State			4/6	Florida A&M	L, 19-25	4/16	Furman	W, 10-7	1987-1991, Program Dormant			
at Georgia			4/7	at West Georgia	L, 8-9	4/18	at Kennesaw State	L, 8-16				
Eastern Kentucky			4/10	Georgia Tech	L, 5-7	4/19	Mercer*	W, 6-5				
Eastern Kentucky			4/12	Shorter	W, 15-6	4/20	Mercer*	W, 6-5				
Eastern Kentucky			4/13	Mercer*	L, 10-20	4/20	Mercer*	L, 2-6				

Kurt Seibert 1992-1993
12-55 (.179)

1992

2-30 Overall

2/19	Georgia College	L, 3-9
2/21	\$Kentucky	L, 3-18
2/22	\$Western Kentucky	L, 3-15
2/28	at Rollins	L, 7-15
2/29	at Rollins	W, 9-7
3/2	Furman	W, 7-6
3/4	at Mercer	L, 4-9
3/7	at Southern Poly	L, 3-11
3/10	at Alabama	L, 3-18
3/11	at Alabama	L, 4-16
3/18	at Florida State	L, 1-7
3/19	at Florida State	L, 0-22
3/21	Wis.-Milwaukee	L, 2-7
3/24	Ga. Southern	L, 0-19
3/31	at West Georgia	L, 1-6
4/2	West Georgia	L, 12-15
4/8	Mercer	L, 7-9
4/11	at Samford	L, 2-4
4/11	at Samford	L, 2-7
4/14	at Furman	L, 3-9
4/16	at Georgia Tech	L, 1-13
4/17	at Kennesaw State	L, 3-5
4/17	at Kennesaw State	L, 1-7
4/22	Berry	L, 1-12
4/24	at Troy	L, 0-10
4/25	at Troy	L, 10-17
4/27	Jacksonville State	L, 4-8
4/29	Florida Int'l	L, 2-3
4/30	Florida Int'l	L, 6-14
5/2	Southern Poly	L, 8-17
5/15	at Florida State	L, 7-36
5/16	at Florida State	L, 4-17

Mike Hurst 1993-2006
293-432 (.404)

*Hurst served as interim coach for the last 12 games of 1993 season.

1993

12-35 Overall

7-14 TAAC (4th, West Division)

2/13	Western Kentucky	L, 2-14
2/14	Western Kentucky	L, 4-20
2/17	Furman	L, 4-12
2/24	USC Aiken	W, 4-3
3/3	at Alabama	L, 3-11
3/5	Centenary*	L, 4-12
3/6	Centenary*	L, 0-1
3/6	Centenary*	W, 3-0
3/8	Troy	L, 1-5
3/11	Northern Illinois	L, 5-7
3/21	at Southeastern La.*	L, 3-4
3/21	at Southeastern La.*	L, 1-4
3/22	at Southeastern La.*	W, 10-7
3/24	Georgia	L, 4-6
3/26	at Miami (Fla.)	L, 2-13
3/27	at Miami (Fla.)	L, 6-9
3/27	at Miami (Fla.)	L, 1-19
4/2	Samford*	W, 4-3
4/3	Samford*	L, 5-6
4/3	Samford*	L, 0-7

4/6	at Jacksonville St.	W, 13-8
4/9	at Centenary*	L, 3-8
4/10	at Centenary*	L, 0-7
4/10	at Centenary*	L, 4-11
4/12	at Furman	W, 14-6
4/14	at Auburn	L, 0-11
4/16	Mercer*	L, 2-13
4/17	Mercer*	W, 8-3
4/17	Mercer*	W, 4-2
4/20	at Georgia Tech	L, 4-15
4/21	Georgia Tech	W, 5-4
4/23	Southeastern La.*	L, 8-11
4/24	Southeastern La.*	L, 4-6
4/24	Southeastern La.*	W, 5-4
4/27	at Georgia Tech	L, 4-10
4/28	at Georgia	L, 2-9
4/30	at Florida Int'l	L, 6-7
5/1	at Florida Int'l	L, 3-9
5/1	at Florida Int'l	W, 6-5
5/5	at Ga. Southern	L, 7-10
5/7	at Samford*	L, 5-8
5/8	at Samford*	L, 1-7
5/8	at Samford*	W, 6-5
5/10	Ga. Southern	L, 6-11
5/12	at Tennessee	L, 3-9
5/21	at Florida State	L, 1-23
5/22	at Florida State	L, 4-12

1994

12-42 Overall

6-18 TAAC (5th, West Division)

2/4	at Armstrong State	L, 5-14
2/5	\$The Citadel	L, 4-8
2/12	at Ga. Southern	L, 4-16
2/13	at Ga. Southern	L, 3-10
2/16	Furman	W, 5-4
2/19	Kennesaw State	W, 3-0
2/20	at Southern Poly	L, 3-5
2/26	at Florida Int'l	L, 1-2
2/26	at Florida Int'l	L, 5-6
2/27	at Florida Int'l	L, 0-6
2/27	at Florida Int'l	W, 7-6
3/2	at USC Aiken	W, 5-4
3/4	at Mercer*	L, 3-6
3/5	at Mercer*	L, 4-6
3/5	at Mercer*	W, 6-9
3/10	at Auburn	L, 13-18
3/11	Centenary*	W, 10-8
3/12	Centenary*	L, 1-12
3/12	Centenary*	L, 2-4
3/19	Southeastern La.*	L, 11-15
3/19	Southeastern La.*	L, 1-12
3/20	Southeastern La.*	L, 7-15
3/22	at Florida	L, 3-7
3/23	at Florida	L, 7-14
3/25	at Samford*	L, 5-6
3/26	at Samford*	L, 5-15
3/26	at Samford*	L, 1-6
3/29	at South Alabama	L, 2-9
3/29	at South Alabama	L, 2-9
3/31	at Auburn	L, 2-5
4/2	at Troy	L, 2-5
4/3	at Troy	L, 2-9
4/5	at Georgia Tech	L, 3-4
4/8	Mercer*	L, 2-7
4/9	Mercer*	L, 1-3

4/9	Mercer*	L, 1-3
4/12	at Georgia Tech	L, 3-28
4/13	at Furman	W, 10-1
4/16	at Centenary*	W, 7-4
4/16	at Centenary*	W, 13-6
4/17	at Centenary*	W, 11-8
4/19	Ga. Southern	L, 1-10
4/20	Ga. Southern	L, 5-11
4/22	at Southeastern La.*	L, 6-7
4/23	at Southeastern La.*	L, 4-5
4/23	at Southeastern La.*	L, 4-5
4/29	Samford*	L, 6-10
4/30	Samford*	L, 4-7
4/30	Samford*	W, 5-3
5/4	at Georgia	W, 5-1
5/5	Georgia	L, 8-9
5/7	Jacksonville State	L, 6-7
5/10	Troy	L, 4-11
5/11	Georgia Tech	L, 9-23

\$ = at Savannah, Ga.

* = TAAC game

1995

20-33 Overall

11-17 TAAC (7th)

2/10	at Tulane	L, 3-12
2/11	at Tulane	L, 3-14
2/12	at Tulane	L, 3-5
2/17	Presbyterian	W, 6-2
2/22	Emmanuel	W, 8-3
2/24	Mercer*	L, 3-8
2/25	Mercer*	W, 6-1
2/25	Mercer*	L, 7-8
3/1	Furman	W, 13-0
3/3	Oakland	L, 4-5
3/4	St. Louis	W, 4-3
3/5	St. Louis	W, 6-3
3/7	at Ga. Southern	W, 12-10
3/8	at Ga. Southern	L, 1-8
3/11	at Florida Atlantic*	L, 2-7
3/12	at Florida Atlantic*	L, 2-4
3/12	at Florida Atlantic*	L, 1-7
3/17	Florida Int'l*	L, 2-4
3/18	Florida Int'l*	W, 7-2
3/18	Florida Int'l*	L, 8-9
3/20	New York Tech	L, 4-15
3/23	South Alabama	L, 9-10
3/24	at Campbell*	L, 3-5
3/24	at Campbell*	W, 8-7
3/25	at Campbell*	L, 5-6
3/28	at Georgia Tech	L, 7-18
3/31	Charleston, Coll.*	L, 2-8
4/1	Charleston, Coll.*	W, 3-2
4/1	Charleston, Coll.*	W, 3-1
4/4	Ga. Southern	L, 3-14
4/4	Ga. Southern	W, 4-3
4/7	UCF*	L, 3-14
4/8	UCF*	L, 4-7
4/8	UCF*	L, 3-12
4/10	Southern Poly	L, 7-8
4/12	at Kennesaw State	L, 1-11
4/14	at Stetson*	L, 3-8
4/15	at Stetson*	W, 13-3
4/15	at Stetson*	W, 4-3
4/18	Central Wesleyan	W, 12-7
4/19	at Furman	L, 7-8
4/21	Southeastern La.*	W, 17-6

4/25	Georgia Tech	L, 2-11
4/26	at Emory	W, 7-5
4/28	at Centenary*	L, 9-15
4/29	at Centenary*	W, 12-6
4/29	at Centenary*	W, 1-3
5/3	at Tennessee	L, 5-13
5/5	at Samford*	W, 10-5
5/6	at Samford*	L, 2-8
5/6	at Samford*	W, 6-4
5/9	at Georgia	L, 5-11
5/10	Georgia	L, 5-18

* = TAAC game

1996

21-32 Overall

12-6 TAAC (1st, East Division)

2/9	at Florida	L, 0-31
2/10	at Florida	L, 5-13
2/11	at Florida	L, 4-19
2/13	Emory	W, 9-6
2/17	Charlotte	W, 16-7
2/17	Charlotte	W, 13-6
2/18	at Troy	L, 2-11
2/21	Furman	L, 2-8
2/24	Middle Tennessee	W, 5-4
2/24	Middle Tennessee	L, 3-8
2/25	Middle Tennessee	L, 1-5
2/27	Georgia	L, 4-10
3/2	West Alabama	W, 15-1
3/3	at Wofford	W, 8-0
3/3	at Wofford	W, 8-2
3/12	at Georgia	L, 6-14
3/14	UNC Asheville	L, 6-12
3/16	Samford	L, 1-4
3/16	Samford	L, 4-6
3/17	Samford	W, 5-4
3/22	at Campbell*	L, 2-3
3/22	at Campbell*	W, 13-4
3/23	at Campbell*	W, 7-5
3/26	Ga. Southern	L, 2-6
3/29	at Mercer*	W, 10-5
3/30	at Mercer*	W, 4-3
3/30	at Mercer*	W, 3-1
4/2	at Georgia Tech	L, 4-23
4/5	Campbell*	W, 5-4
4/5	Campbell*	W, 3-2
4/8	Campbell*	W, 13-3
4/9	Georgia Tech	L, 2-4
4/12	Charleston, Coll.*	L, 6-9
4/13	Charleston, Coll.*	L, 4-14
4/13	Charleston, Coll.*	W, 4-3
4/16	Troy	L, 5-10
4/17	UNC Asheville	L, 4-10
4/19	at Southeastern La.	L, 1-6
4/20	at Southeastern La.	L, 2-10
4/20	at Southeastern La.	L, 3-4
4/23	at Furman	W, 11-5
4/24	at Auburn	L, 4-11
4/27	Mercer*	W, 4-3
4/27	Mercer*	W, 3-0
4/28	Mercer*	L, 2-4
4/30	at Ga. Southern	L, 12-14
5/1	at Ga. Southern	L, 5-12
5/3	at Charleston, Coll.*	L, 2-3
5/4	at Charleston, Coll.*	W, 6-3
5/4	at Charleston, Coll.*	L, 3-12
5/7	at Tennessee	L, 8-12

5/10 #Florida Int'l L, 1-4
 5/11 #Florida Int'l L, 3-8
 * = TAAC game
 # - TAAC Tournament play-in series

1997

23-30 Overall

10-8 TAAC (2nd, East Division)

2/11 Ga. Southern W, 8-4
 2/12 Ga. Southern W, 2-0
 2/15 Tennessee L, 3-14
 2/16 Tennessee L, 8-12
 2/18 Furman L, 3-5
 2/20 Savannah State W, 16-9
 2/20 Savannah State L, 5-6
 2/22 at Charlotte L, 3-5
 2/22 at Charlotte W, 8-6
 2/23 at Charlotte W, 11-2
 2/25 Georgia L, 0-5
 3/1 at Middle Tennessee L, 3-9
 3/1 at Middle Tennessee L, 6-7
 3/4 at Georgia L, 3-7
 3/5 Stetson W, 6-5
 3/7 at Samford L, 6-11
 3/8 at Samford W, 3-1
 3/8 at Samford W, 7-3
 3/10 Wis.-LaCrosse W, 17-6
 3/12 Southern Poly L, 5-7
 3/22 Wofford W, 4-3
 3/22 Wofford W, 18-6
 3/23 at Wofford L, 2-8
 3/25 South Alabama W, 8-7
 3/26 South Alabama L, 8-21
 3/28 Charleston, Coll.* W, 8-7
 3/29 Charleston, Coll.* W, 12-5
 3/29 Charleston, Coll.* W, 5-4
 4/1 Georgia Tech L, 4-5
 4/2 at Furman L, 3-4
 4/4 Campbell* W, 15-0
 4/4 Campbell* W, 8-4
 4/5 Campbell* L, 2-10
 4/9 at Jacksonville State L, 3-5
 4/12 at Mercer* L, 3-5
 4/12 at Mercer* L, 1-11
 4/13 at Mercer* L, 3-13
 4/15 at Ga. Southern L, 5-6
 4/16 at Ga. Southern W, 8-5
 4/18 at Campbell* W, 15-4
 4/18 at Campbell* W, 5-2
 4/19 at Campbell* W, 10-6
 4/23 at Georgia Tech L, 5-16
 4/25 at Charleston, Coll.* L, 2-11
 4/26 at Charleston, Coll.* W, 11-1
 4/26 at Charleston, Coll.* L, 1-6
 4/29 at Tennessee Tech L, 5-7
 4/30 Tennessee Tech L, 6-13
 5/4 Mercer* W, 9-6
 5/4 Mercer* L, 6-11
 5/5 Mercer* L, 2-15
 5/9 #Samford L, 6-9
 5/10 #Samford L, 8-9
 * = TAAC game
 # - TAAC Tournament play-in series

1998

23-29 Overall

11-7 TAAC (1st, East Division)

2/11 Georgia College W, 19-4
 2/14 Alabama State W, 20-12
 2/15 at Southern Poly L, 5-12
 2/18 Georgia L, 2-16
 2/20 at Alabama State W, 18-13
 2/21 at South Alabama L, 0-12
 2/22 at South Alabama L, 8-21
 2/24 at Georgia L, 12-24
 2/25 Furman W, 16-11
 2/28 Wofford W, 5-3
 3/1 at Wofford L, 6-7
 3/3 Ga. Southern L, 4-25
 3/4 Ga. Southern L, 10-16
 3/11 Presbyterian L, 3-7
 3/11 Presbyterian L, 3-10
 3/14 Belmont W, 4-1
 3/14 Belmont L, 2-3
 3/15 Belmont L, 3-14
 3/18 Tennessee Tech L, 5-13
 3/19 Cornell W, 5-0
 3/20 Cornell W, 15-10
 3/21 Cornell W, 10-7
 3/24 at South Carolina L, 6-12
 3/25 at South Carolina L, 0-15
 3/27 Mercer* W, 2-1
 3/28 Mercer* W, 6-4
 3/28 Mercer* L, 7-13
 3/31 Samford W, 8-6
 4/1 at Georgia Tech L, 5-9
 4/3 at Campbell* W, 4-0
 4/3 at Campbell* L, 1-6
 4/4 at Campbell* L, 3-22
 4/7 at Ga. Southern W, 9-7
 4/10 Charleston, Coll.* W, 15-14
 4/11 Charleston, Coll.* W, 5-2
 4/11 Charleston, Coll.* L, 6-7
 4/14 Jacksonville State L, 5-6
 4/15 at Samford L, 3-6
 4/17 Campbell* W, 10-1
 4/17 Campbell* W, 10-6
 4/18 Campbell* L, 4-9
 4/21 at Tennessee Tech W, 17-9
 4/25 at Mercer* W, 6-3
 4/25 at Mercer* W, 1-0
 4/26 at Mercer* W, 6-5
 4/29 Georgia Tech L, 4-6
 5/1 at Charleston, Coll.* W, 6-4
 5/2 at Charleston, Coll.* L, 2-9
 5/2 at Charleston, Coll.* L, 1-9
 5/5 at Tennessee L, 5-6
 5/8 #Florida Atlantic L, 10-18
 5/9 #Florida Atlantic L, 5-29
 * = TAAC game
 # - TAAC Tournament play-in series

1999

23-33 Overall

13-17 TAAC (7th-tied)

2/6 at Florida A&M W, 9-1
 2/7 at Florida A&M W, 10-4
 2/9 Furman W, 11-10
 2/13 Tennessee L, 8-34
 2/14 Tennessee W, 13-8
 2/14 Tennessee L, 3-4
 2/17 Tenn. Wesleyan W, 16-3
 2/20 at Belmont L, 3-4
 2/21 at Belmont W, 7-4

2/24 at Georgia College L, 4-9
 2/27 Georgia Tech L, 8-14
 2/28 at Georgia Tech L, 3-9
 3/2 at Georgia L, 8-13
 3/5 at Campbell* W, 2-1
 3/5 at Campbell* W, 6-2
 3/6 at Campbell* W, 8-6
 3/10 Wofford L, 8-12
 3/12 Centenary* W, 5-1
 3/12 Centenary* L, 5-7
 3/13 Centenary* L, 8-9
 3/16 Eastern Kentucky L, 1-12
 3/17 Eastern Kentucky L, 2-13
 3/18 Eastern Kentucky L, 8-12
 3/25 Howard W, 6-5
 3/27 at Troy* W, 11-8
 3/27 at Troy* L, 2-10
 3/28 at Troy* L, 7-9
 3/30 Ga. Southern L, 6-10
 3/31 Ga. Southern L, 5-15
 4/2 at Jacksonville* L, 1-6
 4/3 at Jacksonville* L, 1-6
 4/3 at Jacksonville* W, 7-6
 4/6 Georgia W, 14-10
 4/9 Stetson* L, 5-17
 4/10 Stetson* L, 5-9
 4/10 Stetson* W, 3-2
 4/13 at Ga. Southern L, 4-6
 4/14 at Ga. Southern L, 7-22
 4/16 Mercer* W, 13-12
 4/17 Mercer* L, 4-8
 4/17 Mercer* L, 5-8
 4/20 Tennessee Tech W, 8-2
 4/21 Tennessee Tech L, 2-6
 4/23 at Jacksonville St.* W, 14-9
 4/24 at Jacksonville St.* L, 3-5
 4/25 at Jacksonville St.* W, 5-4
 4/28 at Furman W, 11-4
 5/1 Samford* W, 4-3
 5/1 Samford* W, 14-10
 5/2 Samford* W, 10-3
 5/8 Florida Atlantic* L, 9-18
 5/8 Florida Atlantic* L, 8-11
 5/9 Florida Atlantic* L, 4-12
 5/14 at UCF* L, 1-9
 5/15 at UCF* L, 6-18
 5/15 at UCF* L, 1-8
 * = TAAC game

2000

31-28 Overall

14-13 TAAC (5th)

3rd - TAAC Tournament

2/12 at Southern Miss W, 4-2
 2/13 at Southern Miss L, 8-14
 2/15 Georgia Tech W, 4-3
 2/16 at Georgia Tech L, 4-14
 2/18 Illinois-Chicago W, 5-0
 2/19 Illinois-Chicago W, 18-5
 2/20 Illinois-Chicago W, 5-3
 2/23 at Wofford W, 13-1
 2/24 Howard W, 15-8
 2/26 Florida A&M W, 6-5
 2/27 Florida A&M W, 13-11
 2/29 at Alabama State W, 10-7
 3/3 at Tennessee L, 6-8
 3/4 at Tennessee L, 2-9

3/5 at Tennessee L, 3-15
 3/7 at Ga. Southern L, 2-6
 3/8 at Ga. Southern W, 14-5
 3/10 Campbell* W, 9-4
 3/11 Campbell* W, 3-0
 3/11 Campbell* L, 3-4
 3/15 Georgia W, 4-3
 3/17 at Florida Atlantic* L, 0-2
 3/18 at Florida Atlantic* L, 0-4
 3/18 at Florida Atlantic* W, 8-4
 3/22 at Furman L, 5-6
 3/24 UCF* L, 5-6
 3/25 UCF* W, 9-2
 3/25 UCF* L, 6-8
 3/28 at Western Carolina W, 21-8
 3/29 at Western Carolina L, 4-5
 3/31 at Stetson* L, 0-7
 4/1 at Stetson* L, 0-2
 4/1 at Stetson* W, 7-5
 4/5 Ga. Southern L, 9-13
 4/5 Ga. Southern L, 1-11
 4/7 Troy* W, 6-2
 4/8 Troy* L, 8-19
 4/8 Troy* W, 5-4
 4/11 Alabama State W, 19-4
 4/14 Jacksonville* W, 12-3
 4/15 Jacksonville* W, 6-3
 4/15 Jacksonville* L, 2-7
 4/19 Furman L, 4-10
 4/21 at Samford* L, 2-4
 4/22 at Samford* W, 8-2
 4/22 at Samford* W, 8-6
 4/26 at Tennessee Tech L, 3-5
 4/26 at Tennessee Tech W, 10-2
 4/29 Jacksonville St.* W, 6-2
 4/29 Jacksonville St.* L, 0-11
 4/30 Jacksonville St.* W, 18-1
 5/10 at Georgia L, 5-8
 5/12 at Mercer* W, 6-3
 5/13 at Mercer* L, 6-7
 5/13 at Mercer* L, 5-6
 5/17 !Florida Atlantic L, 3-4
 5/18 !UCF W, 6-5
 5/19 !Florida Atlantic W, 8-7
 5/19 !Campbell L, 3-5
 * = TAAC game
 ! = at Jacksonville, Fla. (TAAC Tournament)

2001

20-35 Overall

8-19 TAAC (9th)

2/10 at South Alabama L, 2-8
 2/11 at South Alabama L, 4-5
 2/17 Gardner-Webb W, 6-5
 2/17 Gardner-Webb W, 6-5
 2/18 Gardner-Webb W, 8-7
 2/20 Furman L, 1-9
 2/21 at Alabama State W, 10-3
 2/24 Oakland W, 5-1
 2/26 Oakland W, 13-4
 2/26 Oakland W, 13-4
 2/27 at Georgia L, 4-5
 3/2 at Tulane L, 11-12
 3/4 at Tulane L, 0-2
 3/4 at Tulane L, 10-11
 3/6 at Birmingham-So. L, 10-14

3/7	Alabama State	W, 10-0	3/23	Troy*	W, 6-4	4/1	Tennessee Tech	W, 7-6	4/17	at Mercer*	W, 8-3
3/10	Belmont	W, 6-5	3/26	Ga. Southern	L, 12-17	4/2	Tennessee Tech	W, 10-5	4/17	at Mercer*	L, 3-4
3/11	Belmont	L, 4-6	3/27	Ga. Southern	L, 4-12	4/4	Stetson*	W, 7-2	4/21	at Georgia	L, 3-6
3/13	Georgia Tech	L, 3-11	3/30	at Miami (Ohio)	L, 6-10	4/5	Stetson*	W, 4-3	4/23	Florida A&M	W, 13-6
3/14	at Furman	W, 4-1	3/30	at Miami (Ohio)	L, 1-2	4/5	Stetson*	L, 7-15	4/24	Florida A&M	L, 1-2
3/16	at Jacksonville*	L, 3-5	3/31	at Miami (Ohio)	W, 11-8	4/8	at Georgia Tech	L, 3-11	4/25	Florida A&M	W, 7-4
3/17	at Jacksonville*	L, 3-5	4/3	Gardner-Webb	W, 8-5	4/11	at Jacksonville*	W, 4-2	4/27	Georgia	L, 6-16
3/17	at Jacksonville*	L, 1-4	4/5	at Stetson*	L, 2-11	4/12	at Jacksonville*	L, 1-2	5/1	Ga. Southern	L, 0-8
3/21	Ga. Southern	L, 6-24	4/6	at Stetson*	L, 0-1	4/12	at Jacksonville*	L, 5-6	5/2	Ga. Southern	L, 0-11
3/23	Mercer*	L, 7-23	4/6	at Stetson*	L, 1-4	4/15	at Georgia	L, 7-14	5/9	at Gardner-Webb*	L, 3-6
3/24	Mercer*	L, 8-17	4/9	Morris Brown	W, 10-1	4/18	Mercer*	W, 5-1	5/10	at Gardner-Webb*	L, 2-3
3/24	Mercer*	W, 11-5	4/10	Furman	L, 5-6	4/19	Mercer*	W, 12-3	5/10	at Gardner-Webb*	L, 4-6
3/27	at Georgia	W, 5-3	4/13	Jacksonville*	L, 0-1	4/19	Mercer*	L, 4-9	5/14	at Florida Atlantic*	L, 3-14
3/30	at Jacksonville St.*	W, 3-2	4/13	Jacksonville*	L, 0-7	4/22	at Western Carolina	L, 10-21	5/15	at Florida Atlantic*	L, 3-4
3/31	at Jacksonville St.*	W, 6-4	4/14	Jacksonville*	W, 8-2	4/23	at Western Carolina	L, 7-9	5/15	at Florida Atlantic*	W, 9-4
3/31	at Jacksonville St.*	L, 5-12	4/16	Georgia	L, 2-3	4/25	Belmont*	L, 4-6	5/18	at Georgia Tech	L, 3-13
4/4	at Georgia Tech	L, 4-23	4/19	at Mercer*	W, 5-4	4/26	Belmont*	W, 9-0	5/21	UCF*	L, 0-11
4/6	at Troy*	L, 1-4	4/20	at Mercer*	L, 5-11	4/26	Belmont*	L, 3-7	5/22	UCF*	L, 9-10
4/7	at Troy*	L, 3-4	4/20	at Mercer*	L, 4-6	5/6	at Georgia Tech	L, 3-11	5/22	UCF*	L, 5-6
4/7	at Troy*	W, 4-0	4/23	Birmingham-So.	L, 4-6	5/9	Samford*	W, 9-4	* = Atlantic Sun game		
4/10	Western Carolina	W, 4-3	4/24	at Birmingham-So.	L, 3-4	5/10	Samford*	W, 8-6	2005		
4/11	Western Carolina	L, 7-13	4/26	at Samford*	L, 3-4	5/10	Samford*	W, 10-7	25-32 Overall		
4/13	Stetson*	L, 2-10	4/27	at Samford*	W, 6-1	5/14	\$Furman	L, 6-10	15-15 Atlantic Sun (6th)		
4/14	Stetson*	W, 3-2	4/27	at Samford*	L, 4-5	5/16	at Jacksonville St.*	L, 3-11	2/11	at Georgia Tech	W, 5-2
4/14	Stetson*	L, 1-8	5/5	Jacksonville State*	L, 0-3	5/17	at Jacksonville St.*	L, 2-3	2/15	Samford	L, 3-5
4/17	Tennessee Tech	L, 8-14	5/5	Jacksonville State*	W, 9-0	5/17	at Jacksonville St.*	L, 6-7	2/18	Miss. Valley State	W, 8-6
4/18	Tennessee Tech	L, 10-11	5/6	Jacksonville State*	L, 2-3	* = Atlantic Sun game			2/18	Miss. Valley State	W, 9-2
4/20	Florida Atlantic*	L, 3-8	5/10	UCF*	L, 1-6	\$ = at Marietta, Ga.			2/19	Miss. Valley State	W, 7-5
4/21	Florida Atlantic*	L, 6-11	5/11	UCF*	L, 5-19	2004			2/23	Georgia Tech	L, 6-11
4/21	Florida Atlantic*	W, 11-0	5/11	UCF*	L, 7-8	18-36 Overall			2/26	^Florida A&M	W, 8-4
4/25	at Ga. Southern	L, 5-6	5/14	at Furman	W, 4-2	11-19 Atlantic Sun (9th)			3/2	#Georgia	L, 1-4
4/27	at Campbell*	W, 9-5	5/17	at Florida Atlantic*	W, 3-2	2/17	at Ga. Southern	L, 4-14	3/4	Mercer*	W, 5-4
4/28	at Campbell*	W, 3-2	5/18	at Florida Atlantic*	W, 5-4	2/18	at Ga. Southern	W, 13-3	3/5	Mercer*	W, 15-8
4/28	at Campbell*	L, 1-2	5/18	at Florida Atlantic*	L, 4-11	2/21	at UNC Asheville	L, 3-9	3/5	Mercer*	W, 13-11
5/4	Samford*	L, 6-13	* = Atlantic Sun Conference game			2/22	at UNC Asheville	L, 2-5	3/9	at Western Carolina	L, 1-3
5/5	Samford*	L, 4-8	2003			2/24	Alabama State	W, 9-1	3/9	at Western Carolina	L, 7-12
5/5	Samford*	L, 2-12	25-29 Overall			2/28	Campbell*	L, 0-2	3/11	Stetson*	W, 20-4
5/11	at UCF*	L, 1-12	16-17 Atlantic Sun (7th-tied)			2/28	Campbell*	W, 5-1	3/12	Stetson*	W, 15-4
5/11	at UCF*	L, 0-11	2/15	UNC Asheville	W, 5-4	3/1	Campbell*	L, 3-14	3/13	Stetson*	L, 6-16
5/12	at UCF*	L, 2-5	2/16	UNC Asheville	W, 4-3	3/2	at Alabama State	W, 10-9	3/15	Tennessee Tech	W, 9-7
* = TAAC game			2/18	at Ga. Southern	L, 2-3	3/5	at Tennessee	L, 1-3	3/15	Tennessee Tech	W, 3-2
2002			2/19	at Ga. Southern	L, 0-1	3/6	at Tennessee	L, 0-1	3/18	at Jacksonville*	W, 4-3
24-32 Overall			2/22	Miami (Ohio)	W, 8-6	3/7	at Tennessee	L, 2-3	3/19	at Jacksonville*	L, 3-14
13-17 Atlantic Sun (6th-tied)			2/23	Miami (Ohio)	L, 5-6	3/9	Georgia	L, 4-10	3/20	at Jacksonville*	W, 6-4
2/15	Drexel	W, 8-7	2/24	Miami (Ohio)	L, 2-5	3/12	Jacksonville*	L, 6-15	3/23	at Georgia	L, 5-9
2/16	Drexel	W, 10-8	2/25	Morris Brown	W, 16-4	3/13	Jacksonville*	W, 7-6	3/25	Belmont*	L, 4-7
2/16	Drexel	L, 5-7	2/28	at Campbell*	W, 4-1	3/13	Jacksonville*	W, 11-1	3/25	Belmont*	W, 6-5
2/20	at Alabama	L, 2-4	3/1	at Campbell*	W, 10-2	3/16	Austin Peay State	L, 8-19	3/26	Belmont*	L, 2-3
2/23	Savannah State	W, 4-1	3/1	at Campbell*	W, 9-2	3/17	Austin Peay State	L, 4-11	3/29	at Ga. Southern	L, 4-10
2/24	Savannah State	W, 20-2	3/5	at Ga. Southern	L, 3-10	3/19	at Stetson*	L, 3-6	3/30	at Ga. Southern	L, 6-7
2/26	at Ga. Southern	L, 4-19	3/8	Florida Atlantic*	L, 3-10	3/20	at Stetson*	L, 1-7	4/2	at Lipscomb*	W, 5-3
2/27	at Ga. Southern	L, 6-21	3/8	Florida Atlantic*	L, 4-7	3/20	at Stetson*	L, 1-9	4/2	at Lipscomb*	L, 2-3
3/3	at Georgia Tech	L, 5-12	3/9	Florida Atlantic*	L, 7-10	3/23	at Samford	W, 8-4	4/3	at Lipscomb*	W, 7-3
3/5	at Tennessee Tech	L, 1-8	3/10	Maine	W, 4-3	3/26	Lipscomb*	W, 5-1	4/6	UAB	L, 0-3
3/6	at Tennessee Tech	W, 9-4	3/11	Albany State	W, 19-6	3/27	Lipscomb*	W, 2-1	4/8	Charleston, Coll.	L, 5-8
3/8	at Belmont*	W, 6-0	3/14	at UCF*	W, 5-2	3/27	Lipscomb*	W, 2-1	4/9	Charleston, Coll.	W, 5-1
3/9	at Belmont*	W, 10-5	3/15	at UCF*	L, 3-15	3/30	Western Carolina	L, 9-10	4/10	Charleston, Coll.	L, 6-7
3/9	at Belmont*	L, 1-4	3/15	at UCF*	W, 3-2	3/31	Western Carolina	W, 11-10	4/13	Reinhardt	L, 1-3
3/13	Georgia Tech	L, 7-11	3/22	Gardner-Webb*	L, 4-10	4/2	at Belmont*	W, 8-3	4/15	at Troy*	L, 7-8
3/15	Campbell*	W, 3-1	3/22	Gardner-Webb*	W, 4-0	4/3	at Belmont*	L, 1-10	4/16	at Troy*	L, 2-11
3/15	Campbell*	W, 6-1	3/23	Gardner-Webb*	L, 0-7	4/3	at Belmont*	W, 5-4	4/17	at Troy*	L, 2-3
3/16	Campbell*	W, 7-5	3/25	Ga. Southern	W, 7-5	4/6	Georgia Tech	L, 3-25	4/19	at Austin Peay State	L, 3-4
3/19	at Gardner-Webb	W, 4-2	3/26	Ga. Southern	L, 3-8	4/9	Troy*	L, 7-18	4/20	at Austin Peay State	L, 9-10
3/20	Western Carolina	W, 9-5	3/28	at Troy*	W, 4-1	4/10	Troy*	L, 3-4	4/23	Gardner-Webb*	W, 7-4
3/22	Troy*	W, 5-1	3/29	at Troy*	L, 4-9	4/10	Troy*	L, 6-12	4/23	Gardner-Webb*	L, 6-8
3/23	Troy*	L, 1-7	3/29	at Troy*	L, 9-16	4/16	at Mercer*	W, 14-10	4/24	Gardner-Webb*	W, 8-6

4/27 at Samford	W, 1-0	3/16 Miss. Valley State	L, 4-6	5/25 !Old Dominion	W, 6-5	3/25 at George Mason*	L, 7-8
4/29 at Campbell*	W, 8-5	3/17 Old Dominion*	L, 11-13	5/26 !VCU	L, 1-6	3/30 Delaware*	L, 1-2
4/30 at Campbell*	L, 6-9	3/18 Old Dominion*	L, 3-4	* = Colonial Athletic Association game			
4/30 at Campbell*	W, 13-12	3/19 Old Dominion*	L, 2-6	\$ = at Marietta, Ga.			
5/10 Ga. Southern	L, 3-8	3/22 \$Georgia	L, 7-14	! = at Wilmington, N.C. (CAA Tournament)			
5/11 Ga. Southern	W, 10-4	3/24 at Hofstra*	L, 6-7	<i>Greg Frady</i> 2007-present			
5/13 at UCF*	L, 2-3	3/25 at Hofstra*	W, 6-2	26-32 (.448)			
5/14 at UCF*	W, 3-2	3/26 at Hofstra*	W, 8-2	2007			
5/15 at UCF*	L, 5-12	3/28 at Mercer	L, 2-7	26-31 Overall			
5/19 Florida Atlantic*	L, 6-16	3/29 Mercer	W, 6-5	15-15 CAA (6th)			
5/21 Florida Atlantic*	L, 3-7	3/31 at VCU*	L, 2-10	2/10 at #25 Alabama	L, 3-12	4/20 at Northeastern*	L, 4-6
5/21 Florida Atlantic*	L, 4-6	4/1 at VCU*	L, 2-18	2/10 at #25 Alabama	L, 0-7	4/21 at Northeastern*	W, 7-4
5/25 !vs. Florida Atlantic	L, 1-11	4/2 at VCU*	L, 2-8	2/11 at #25 Alabama	L, 3-9	4/22 at Northeastern*	L, 1-7
5/26 !vs. Troy	L, 0-7	4/4 Furman	W, 13-6	2/14 at Mercer	L, 2-8	4/24 at Ga. Southern	L, 4-9
* = Atlantic Sun game							
^ - at Savannah, Ga.							
# - at Marietta, Ga.							
! - at DeLand, Fla. (Atlantic Sun Tournament)							
2006							
26-31 Overall							
13-17 CAA (6th)							
2/15 at #3 Georgia Tech	L, 9-11	4/5 at Furman	L, 5-16	2/17 Alabama State	W, 16-6	4/27 James Madison*	L, 9-15
2/16 Albany, Univ. at	L, 4-6	4/7 Towson*	W, 8-5	2/17 Alabama State	W, 20-4	4/28 James Madison*	W, 20-6
2/16 Albany, Univ. at	W, 6-3	4/8 Towson*	W, 11-2	2/18 Alabama State	W, 20-4	4/29 James Madison*	L, 0-1
2/17 Albany, Univ. at	W, 8-1	4/9 Towson*	W, 9-3	2/21 at #15 Georgia Tech	W, 9-5	5/4 Hofstra*	W, 13-3
2/24 UNC Asheville	W, 8-0	4/11 at Tennessee Tech	W, 5-2	2/23 Indiana State	L, 6-18	5/5 Hofstra*	L, 1-3
2/26 UNC Asheville	W, 14-13	4/12 at Tennessee Tech	W, 13-8	2/24 Indiana State	L, 1-5	5/6 Hofstra*	W, 4-3
2/26 UNC Asheville	W, 5-2	4/19 #8 Georgia Tech	L, 2-13	2/24 Indiana State	W, 3-2	5/8 Jacksonville St.	L, 11-17
3/1 Wofford	W, 11-8	4/21 at UNC Wilmington*	L, 8-13	2/28 Mercer	L, 1-5	5/11 at Old Dominion*	L, 2-3
3/4 at Charleston, Coll.	L, 1-2	4/22 at UNC Wilmington*	W, 9-4	3/2 Miss. Valley State	W, 15-5	5/12 at Old Dominion*	W, 7-1
3/4 at Charleston, Coll.	L, 7-20	4/23 at UNC Wilmington*	L, 3-5	3/3 Miss. Valley State	W, 12-3	5/13 at Old Dominion*	L, 2-3
3/5 at Charleston, Coll.	L, 2-15	4/25 Georgia Southern	L, 5-7	3/3 Miss. Valley State	W, 15-3	5/15 Furman	L, 4-6
3/8 at UAB	L, 8-9	4/28 at James Madison*	L, 4-11	3/6 Clark Atlanta	W, 13-1	5/17 at Towson*	L, 2-12
3/10 Northeastern*	W, 2-1	4/29 at James Madison*	L, 1-10	3/7 at Furman	W, 7-3	5/18 at Towson*	W, 5-1
3/11 Northeastern*	L, 2-5	5/5 George Mason*	L, 14-17	3/9 Southeastern La.	W, 8-7	5/19 at Towson*	W, 9-2
3/12 Northeastern*	W, 11-10	5/6 George Mason*	W, 8-7	3/10 Southeastern La.	L, 4-14	5/23 !Old Dominion	L, 2-5
3/14 Miss. Valley State	W, 12-4	5/7 George Mason*	W, 12-3	3/11 Southeastern La.	L, 4-12	5/24 !George Mason	L, 2-10
		5/9 Samford	W, 9-2	3/16 UNC Wilmington*	W, 5-3	* = CAA game	
		5/12 at Delaware*	L, 3-6	3/17 UNC Wilmington*	L, 8-13	! = at Wilmington, N.C. (CAA Tournament)	
		5/13 at Delaware*	W, 4-3	3/18 UNC Wilmington*	L, 1-9		
		5/14 at Delaware*	W, 8-4	3/21 Georgia Tech	L, 0-3		
		5/19 William & Mary*	W, 7-4	3/23 at George Mason*	L, 3-6		
		5/20 William & Mary*	L, 16-17	3/24 at George Mason*	W, 6-1		
		5/21 William & Mary*	L, 4-8				
		5/24 !James Madison	L, 0-7				

The Fielder's Choice.

Eat. Spit. Be Happy.

©ConAgra Foods, Inc. All Rights Reserved.

Visit us at davidseeds.com

Opponent	Record	First Meeting	Last Meeting	Streak	Opponent	Record	First Meeting	Last Meeting	Streak
Alabama	0-7	1992	2007, L, 3-9	L7	Kentucky	0-3	1971	1993, L, 3-18	L3
UAB	2-10	1980	2006, L, 8-9	L2	LaGrange	4-1	1984	1986, L, 1-6	L1
Alabama A&M	1st Meeting				Lipscomb	5-1	2004	2005, W, 7-3	W1
Alabama State	10-0	1998	2007, W, 20-4	W10	Louisville	1-0	1971	1971, W, 3-2	W1
Albany, Univ. at	2-1	2006	2006, W, 8-1	W2	Maine	1-0	2003	2003, W, 4-3	W1
Albany State	1-0	2003	2003, W, 19-6	W1	Mercer	36-56	1970	2007, W, 10-8	W1
Appalachian State	4-2	1979	1984, W, 13-8	W1	Mercer-Atlanta	12-2	1971	1984, W, 9-3	W11
Armstrong Atlantic	0-2	1984	1994, L, 5-14	L2	Miami (Fla.)	0-3	1993	1993, L, 1-19	L3
Auburn	1-10	1979	1996, L, 4-11	L6	Miami (Ohio)	2-4	2002	2003, L, 2-5	L1
Augusta State	0-4	1982	1986, L, 12-14	L4	Middle Tennessee	1-4	1996	1997, L, 6-7	L4
Aurora	1-1	1985	1986, L, 5-8	L1	Mississippi Valley State	7-1	2005	2007, W, 3	W3
Austin Peay State	1-5	1982	2005, L, 9-10	L4	Morris Brown	2-0	2002	2003, W, 16-4	W2
Ball State	1-2	1985	1985, W, 8-1	W1	New York Tech	0-1	1995	1995, L, 4-15	L1
Belmont	9-10	1998	2005, L, 2-3	L1	UNC Asheville	5-4	1996	2006, W, 5-2	W1
Berry (Ga.)	0-1	1992	1992, L, 1-12	L1	UNC Wilmington	2-4	2006	2007, L, 1-9	L2
Birmingham-Southern	1-6	1984	2002, L, 3-4	L5	Northeastern	3-3	2006	2007, L, 1-7	L1
Campbell	30-13	1995	2005, W, 13-12	W1	Northern Illinois	0-1	1993	1993, L, 5-7	L1
Centenary	7-11	1993	1999, L, 8-9	L2	Northwestern	1-2	1985	1985, L, 2-17	L1
UCF	5-20	1995	2005, L, 5-11	L1	Oakland	3-1	1995	2001, W, 13-4	W3
Central Wesleyan	1-0	1995	1995, W, 12-7	W1	Old Dominion	2-6	2006	2007, L, 2-5	L2
Charleston, Coll. of	12-15	1995	2006, L, 2-15	L4	Oglethorpe	3-10	1970	1971 W, 13-7	W1
Charleston Southern	0-3	1982	1982, L, 1-2	L3	Presbyterian	1-2	1995	1998 L, 3-10	L2
Charlotte	13-10	1979	1997, W, 11-2	W2	Reinhardt	0-1	2005	2005, L, 1-3	L1
Chattanooga	3-5	1970	1982, W, 9-0	W2	Rollins	1-1	1992	1992, W, 9-7	W1
Citadel, The	0-3	1982	1994, L, 4-8	L3	Rose-Hulman Tech	4-0	1985	1986, W, 6-5	W4
Clark Atlanta	1-0	2007	2007, W, 13-1	W1	Saginaw Valley State	0-2	1985	1985, L, 12-17	L2
Columbus State	3-6	1970	1984, L, 9-14	L1	Saint Louis	2-0	1995	1995, W, 6-3	W2
Cornell	3-0	1998	1998, W, 10-7	W3	Samford	28-32	1984	2006, W, 9-2	W2
DeKalb	0-2	1971	1971, L, 7-8	L2	Savannah State	5-1	1982	2002, W, 20-2	W2
Delaware	4-2	2006	2007, W, 8-7	W2	Shorter	12-5	1980	1986, W, 4-1	W6
DeVry Tech	2-0	1984	1984, W, 13-3	W2	South Alabama	1-10	1979	2001, L, 4-5	L5
Drexel	2-1	2002	2002, L, 5-7	L1	South Carolina	4-4	1979	1998, L, 0-15	L2
ETSU	0-2	1981	1981, L, 9-18	L2	USC Aiken	2-0	1993	1994, W, 5-4	W2
Eastern Kentucky	0-8	1981	1999, L, 8-12	L8	Southeastern Louisiana	4-15	1993	2007, L, 4-12	L2
Elmhurst	0-2	1970	1971, L, 5-7	L2	Southern	2-3	1980	1984, L, 11-12	L1
Emmanuel	1-0	1995	1995, W, 8-3	W1	Southern Indiana	2-1	1986	1986, W, 5-2	W2
Emory	2-0	1995	1996, W, 9-6	W2	Southern Miss	1-1	2000	2000, L, 8-14	L1
Evansville	2-3	1983	1985, W, 2-0	W1	Southern Poly	2-13	1971	1998, L, 5-12	L6
Florida	0-5	1994	1996, L, 4-19	L5	South Florida	1-2	1979	1980, L, 2-8	L1
Florida A&M	7-4	1981	2005, W, 8-4	W2	Stetson	11-19	1979	2005, L, 6-16	L1
Florida Atlantic	6-23	1995	2005, L, 1-11	L4	Stone Hill	1-0	1986	1986, W, 1-0	W1
Florida International	4-14	1986	1996, L, 3-8	L3	Tennessee	1-16	1980	2004, L, 2-3	L7
Florida State	2-25	1981	1993, L, 4-12	L6	Tennessee Tech	10-10	1982	2005, W, 13-8	W7
Furman	15-16	1971	2007, L, 4-6	L1	Tennessee Wesleyan	1-0	1999	1999, W, 16-3	W1
Gardner-Webb	8-6	2001	2005, W, 8-6	W1	Towson	5-1	2006	2007, W, 9-2	W2
George Mason	3-4	2006	2007, L, 2-10	L2	Troy	7-24	1984	2005, L, 0-7	L9
Georgia	6-34	1971	2006, L, 7-14	L8	Tulane	0-6	1995	2001, L, 10-11	L6
Georgia College & St.	6-7	1970	1999, L, 4-9	L1	Union	2-1	1986	1986, W, 10-8	W1
Georgia Southern	17-58	1980	2007, L, 9-13	L3	Valdosta State	2-2	1982	1984, W, 13-10	W1
Georgia Southwestern	2-0	1984	1984, W, 15-10	W2	VCU	9-6	1980	2007, W, 12-11	W1
Georgia Tech	7-49	1971	2007, L, 0-3	L1	Virginia Tech	3-1	1980	1983, L, 0-6	L1
Grinnell	1-0	1970	1970, W, 6-0	W1	West Alabama	1-0	1996	1996, W, 15-1	W1
Hillsdale	1-0	1985	1985, W, 4-1	W1	West Georgia	3-8-1	1979	1992, L, 12-15	L2
Hofstra	4-2	2006	2007, W, 4-3	W1	Western Carolina	6-8	1980	2005, L, 7-12	L2
Hope	2-1	1985	1986, L, 12-13	L1	Western Kentucky	1-3	1983	1993, L, 4-20	L3
Howard	4-2	1980	2000, W, 15-8	W4	William & Mary	4-3	1967	2007, W, 15-12	W3
Huntingdon	0-1	1984	1984, L, 11-7	L1	William Jewel	2-0	1980	1980, W, 6-5	W2
IPFW	1st Meeting				Wisconsin-LaCrosse	1-0	1997	1997, W, 17-6	W1
Illinois-Chicago	3-0	2000	2000, W, 5-3	W3	Wisconsin-Milwaukee	0-1	1992	1992, L, 2-7	L1
Illinois State	0-4	1983	1983, L, 0-4	L4	Wofford	7-3	1996	2006, W, 11-8	W2
Indiana State	1-2	2007	2007, W, 3-2	W1					
Jackson State	1st Meeting				2008 opponents are in bold .				
Jacksonville	14-19	1970	2005, W, 6-4	W1					
Jacksonville State	8-16	1981	2007, L, 11-17	L6					
James Madison	2-8	1980	2007, L, 0-1	L1					
Kennesaw State	3-5	1984	1995, L, 1-11	L1					